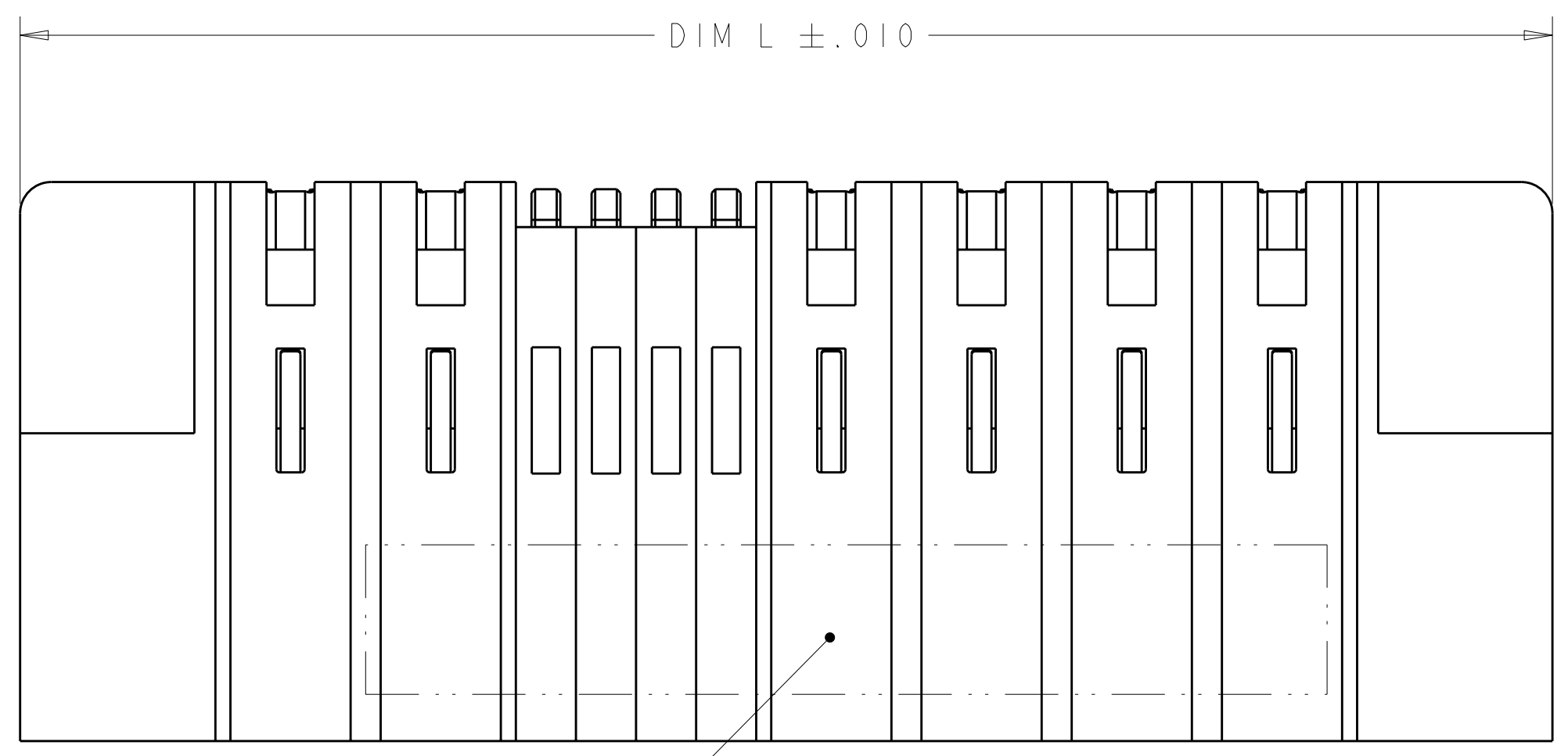
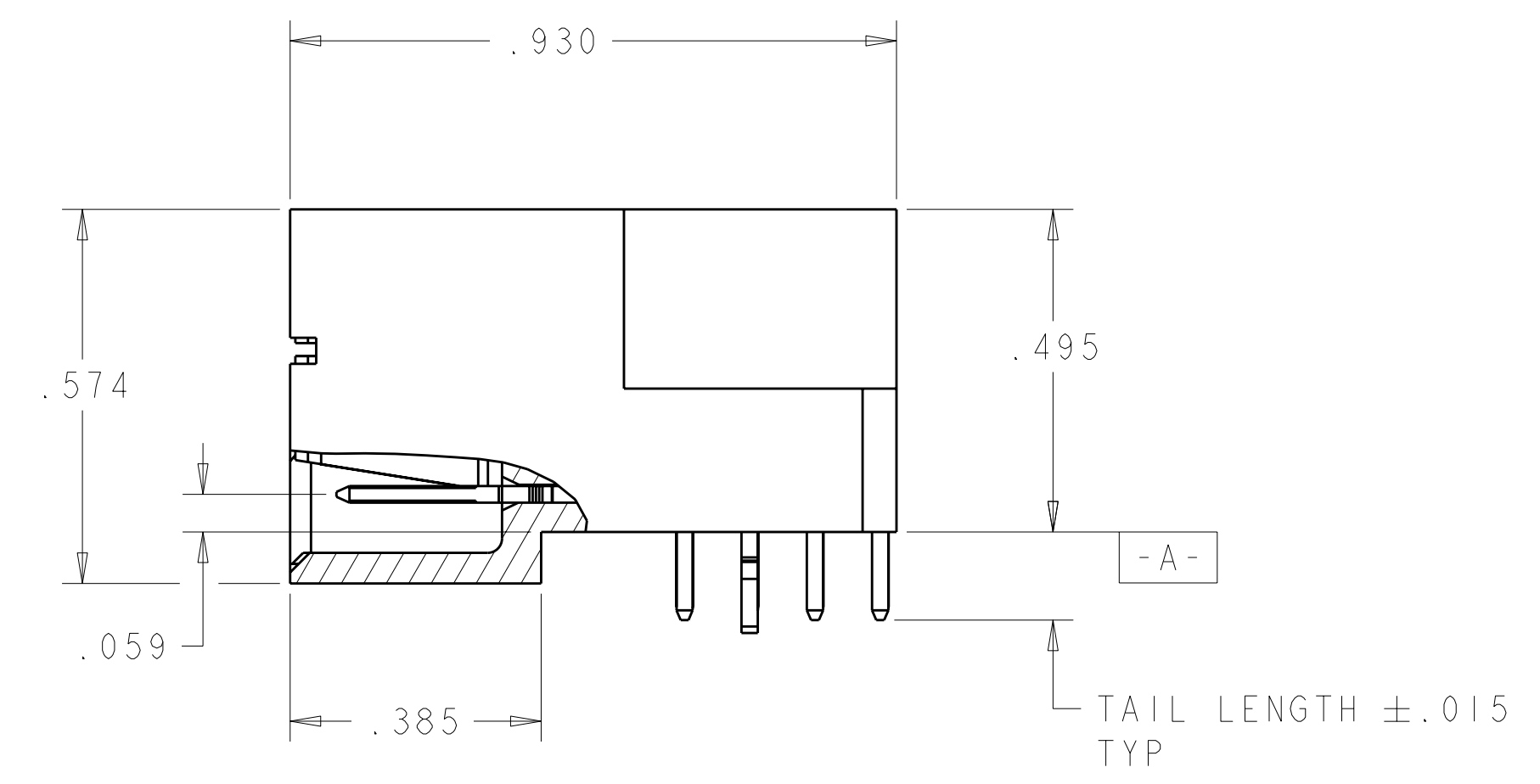
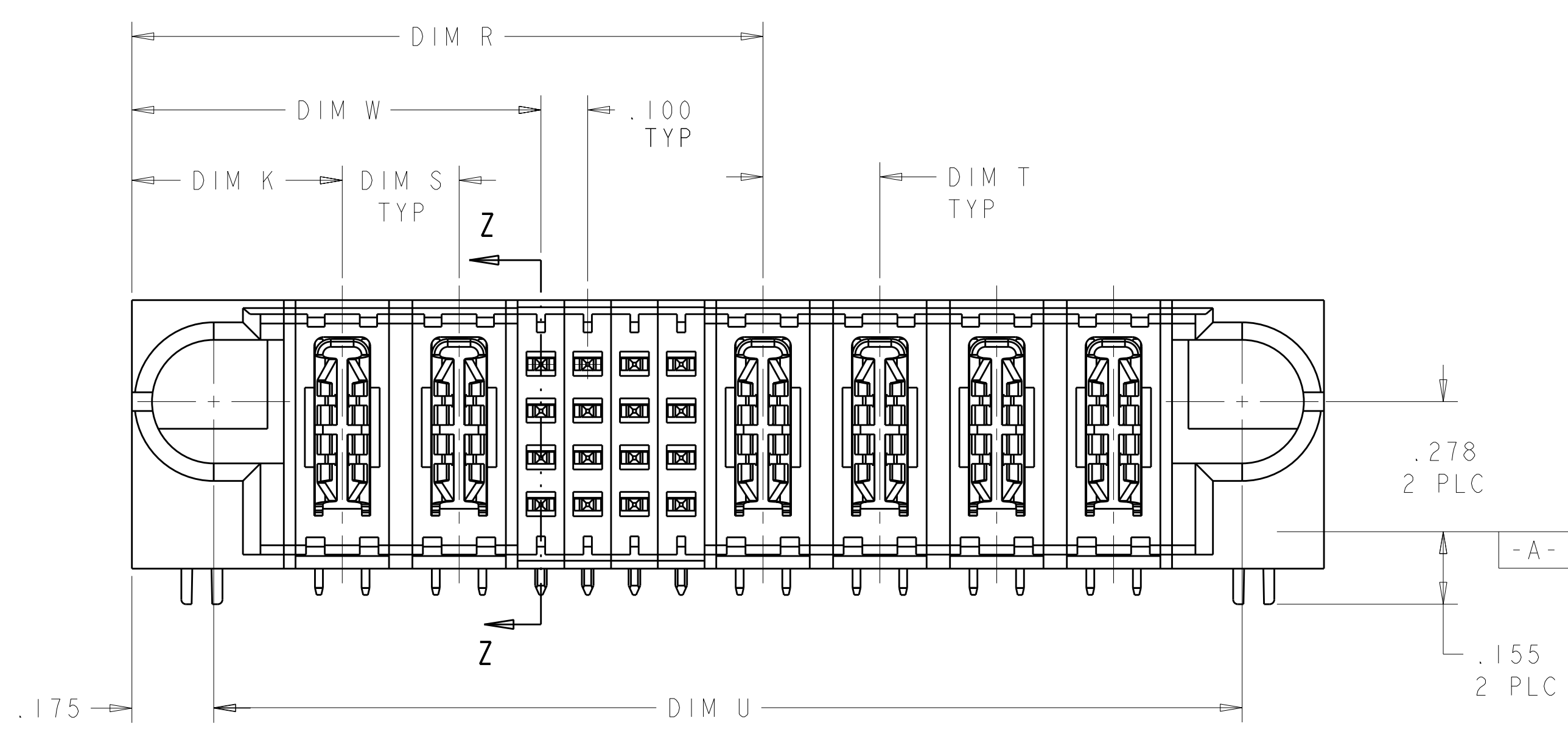


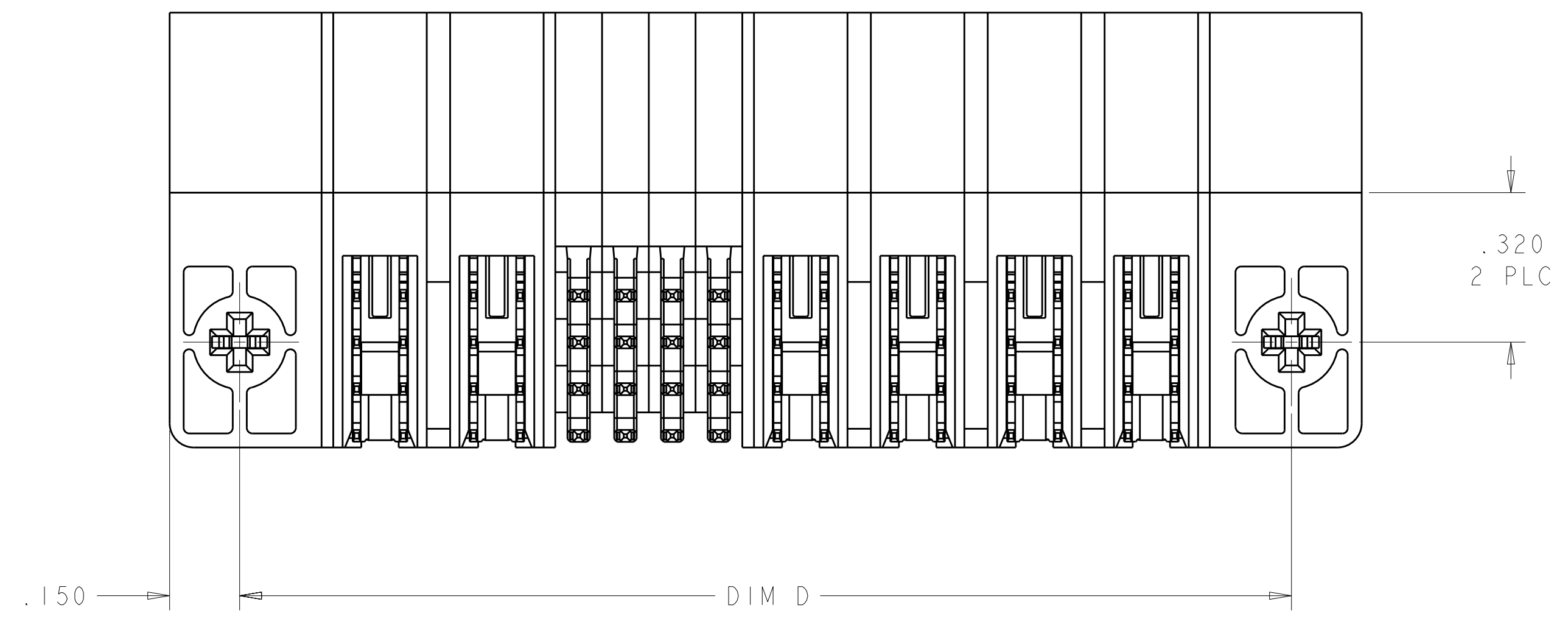
LOC	DIST	REV	DATE	BY	APPD
ES	00				
REVISIONS					
A		REV PER ECR-07-016848	19JUL2007	CZ	SY
B		REV PER ECR-08-011412	06MAY2008	TY	SY
BI		ADDED NEW DASH NUMBER	13JUN2008	VO	SY
C		REV PER ECR-08-015036	08JUL2008	VO	SY



- 1 PART NUMBER, AND DATE CODE MARKED IN AREA SHOWN.
- 2 MATERIAL:  
 HOUSING - GLASS FILLED HIGH TEMP THERMO PLASTIC, UL94 V-0  
 SIGNAL CONTACT - COPPER ALLOY  
 POWER CONTACT - HIGH CONDUCTIVITY COPPER ALLOY
- 3 CONTACT PLATING:  
 SIGNAL CONTACTS - .000050 MIN Ni UNDER ALL.  
 .000030 MIN Au ON CONTACT AREA.  
 .000100 MIN Sn AT PCB INTERFACE.  
 POWER CONTACTS - .000050 MIN Ni UNDER ALL.  
 .000030 MIN Au ON CONTACT AREA.  
 .000100 MIN Sn AT PCB INTERFACE.
- 4 MECHANICAL CONNECTOR KEEP OUT ZONE.
- 5 DATUM AND BASIC DIMENSIONS ESTABLISHED BY CUSTOMER.
- 6 PCB - ALL HOLE DIAMETERS ARE FINISHED HOLE SIZES.
- 7 PCB - .0453±.0010 DRILLED HOLES PLATED WITH .0003 MIN Sn OVER .001 TO .003 Cu PLATING TO ACHIEVE A .040 HOLE.
- 8 NOT RELEASED FOR PRODUCTION.



SECTION Z-Z

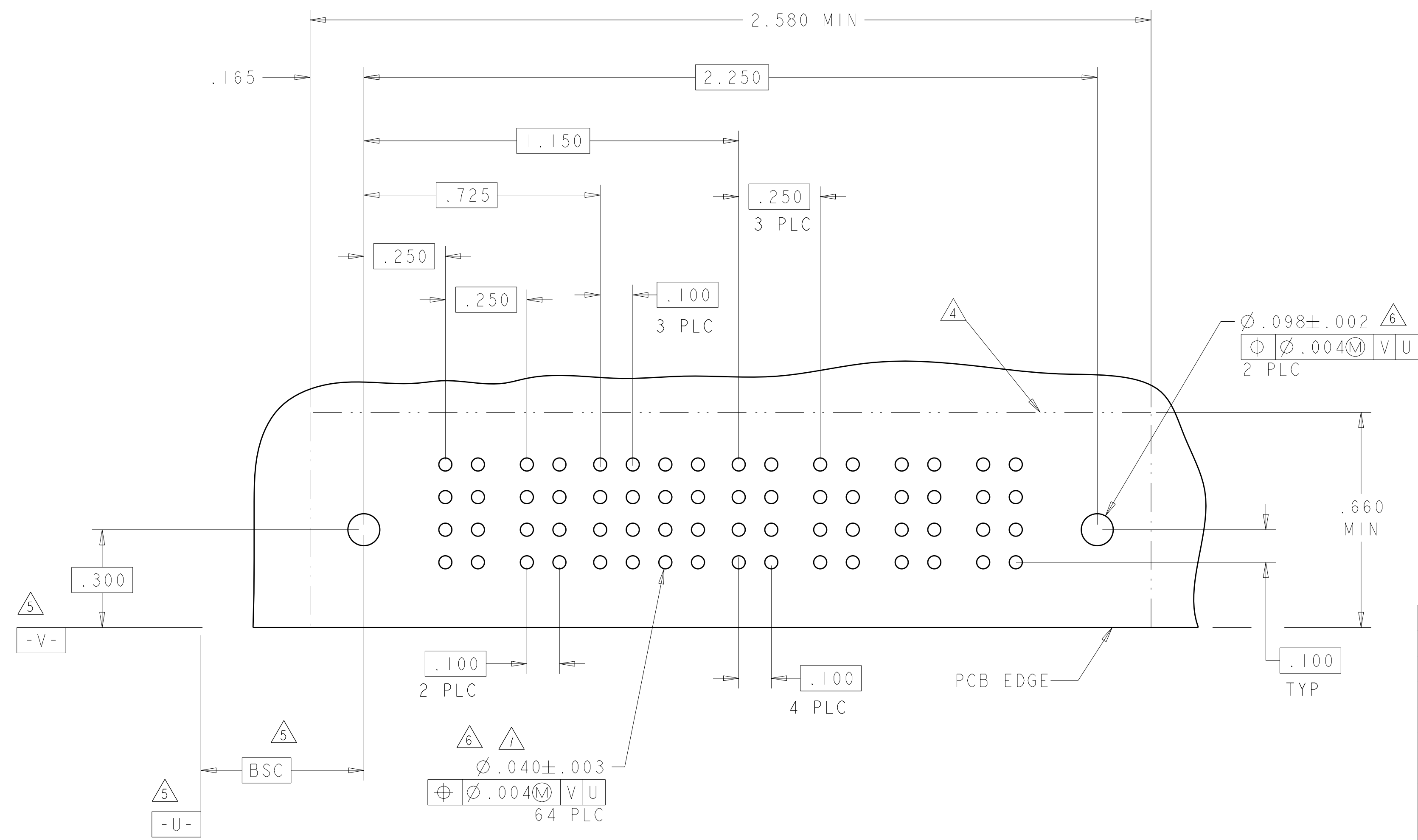


.250	.250	1.550	0.875	2.250	1.900	1.950	.450	2P + 24S + 2P	1888114-4
.250	.250	1.350	.875	2.550	2.200	2.250	.450	2P + 16S + 4P	1888114-3
.250	.250	1.800	1.125	2.500	2.150	2.200	.450	3P + 24S + 2P	1888114-2
.250	.250	1.350	.875	2.550	2.200	2.250	.450	2P + 16S + 4P	1888114-1
DIM S	DIM T	DIM R	DIM W	DIM L	DIM U	DIM D	DIM K	DESCRIPTION	PART NUMBER

DIMENSIONS: INCHES 		TOLERANCES UNLESS OTHERWISE SPECIFIED: 9 PLC ±. 2 PLC ±.01 5 PLC ±.005 4 PLC ±.0020 ANGLES ±.020		DWN C. ZHOU 19JUL2007 CHK C. ZHOU 19JUL2007 APVD S. YAO NAME PRODUCT SPEC 108-1973 APPLICATION SPEC 114-13038 WEIGHT CUSTOMER DRAWING		Tyco Electronics incorporation Shanghai, P.R.China, 200233 RIGHT ANGLE HEADER ASSEMBLY W/GUIDES MULTI-BEAM XL SIZE CAGE CODE DRAWING NO RESTRICTED TO A100779C=1888114 SCALE 4:1 SHEET 1 OF 5 REV C	
---------------------------	--	---	--	--	--	--	--

LOC	DIST	REV	DATE	BY	CHKD	APVD
ES	00					
REVISIONS			DESCRIPTION	DATE	DWN	APVD
			SEE SHEET 1			

PART NUMBER	ROWS	POWER		SIGNAL				POWER			
		P1	P2	1	2	3	4	P3	P4	P5	P6
1888114-1	D	PM	PM	J	J	J	J	PM	PM	PM	PM
	C			K	K	K	K				
	B			FN	FN	FN	FN				
	A			S	S	S	S				
2P + 16S + 4P		HD						HD			



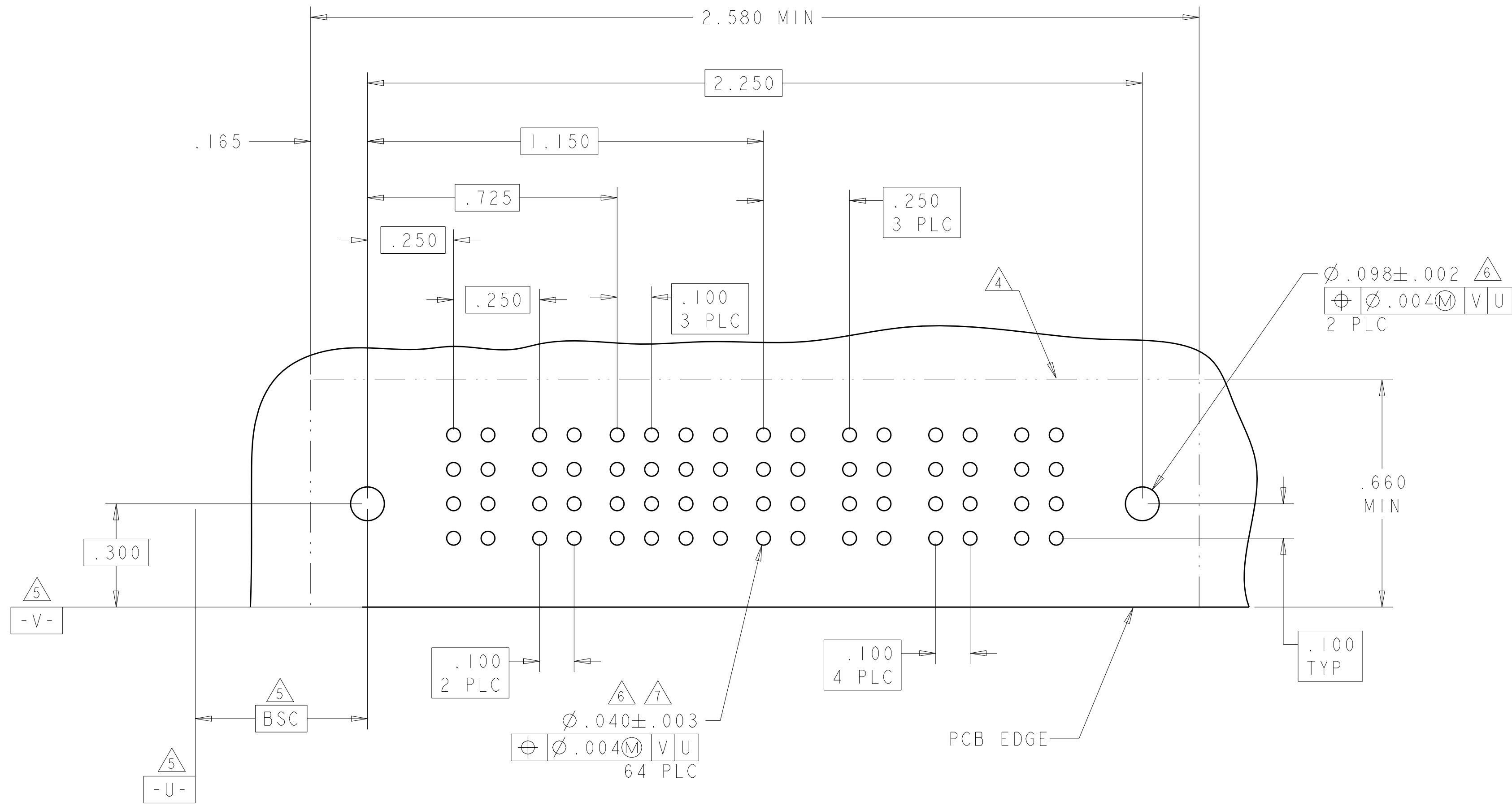
ROW	DESCRIPTION	CODE
D	SIGNAL CONTACT, MFBL .135 TAIL LENGTH	FJ
C	SIGNAL CONTACT, MFBL .135 TAIL LENGTH	FK
B	SIGNAL CONTACT, MFBL .135 TAIL LENGTH	FN
A	SIGNAL CONTACT, MFBL .135 TAIL LENGTH	FS
D	SIGNAL CONTACT, MLBF .135 TAIL LENGTH	E
C	SIGNAL CONTACT, MLBF .135 TAIL LENGTH	F
B	SIGNAL CONTACT, MLBF .135 TAIL LENGTH	G
A	SIGNAL CONTACT, MLBF .135 TAIL LENGTH	H
D	SIGNAL CONTACT, STD .135 TAIL LENGTH	J
C	SIGNAL CONTACT, STD .135 TAIL LENGTH	K
B	SIGNAL CONTACT, STD .135 TAIL LENGTH	N
A	SIGNAL CONTACT, STD .135 TAIL LENGTH	S
-	POWER CONTACT .135 TAIL LENGTH	PM

DIMENSIONS: INCHES 		TOLERANCES UNLESS OTHERWISE SPECIFIED: 9 PLC ±. 8 PLC ±.01 5 PLC ±.005 4 PLC ±.0020 ANGLES ±.0°		DWN C. ZHOU 19 JUL 2007 CHK C. ZHOU 19 JUL 2007 APVD S. YAO NAME S. YAO PRODUCT SPEC 108-1973 APPLICATION SPEC 114-13038 WEIGHT CUSTOMER DRAWING		Tyco Electronics Tyco Electronics Incorporation Shanghai, P.R.China. 200233 RIGHT ANGLE HEADER ASSEMBLY W/GUIDES MULTI-BEAM XL SIZE CAGE CODE DRAWING NO A100779C=1888114 SCALE 4:1 SHEET 2 OF 5 REV C	
---------------------------	--	--	--	---	--	--	--



LOC	DIST	REV	DESCRIPTION	DATE	DWN	APVD
ES	00	-	SEE SHEET 1	-	-	-

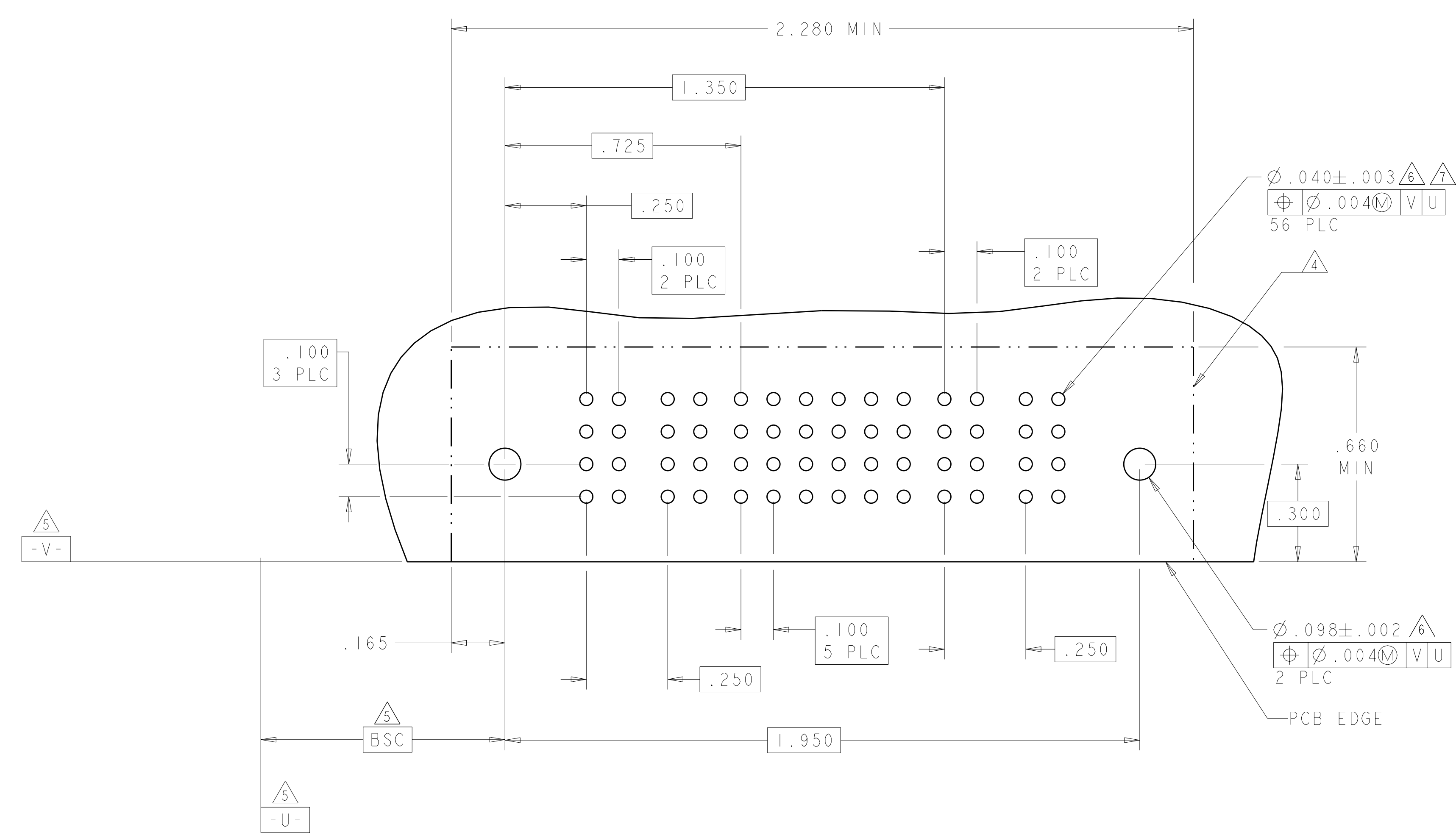
PART NUMBER	ROWS	POWER		SIGNAL				POWER			
		P1	P2	1	2	3	4	P3	P4	P5	P6
1888114-3	D	PM	PM	J	J	J	J	PM	PM	PM	PM
	C			FK	FK	FK	FK				
	B			G	G	G	G				
	A			S	S	S	S				
2P + 16S + 4P		HD									HD



DIMENSIONS:		TOLERANCES UNLESS OTHERWISE SPECIFIED:		DWN		Tyco Electronics			
INCHES	9 PLC ±	1 PLC ±.01	2 PLC ±.01	C. ZHOU	19 JUL 2007	C. ZHOU	19 JUL 2007		
	3 PLC ±.005	4 PLC ±.0020	ANGLES ±.2°	S. YAO		S. YAO			
				Tyco Electronics incorporation Shanghai, P.R.China, 200233					
MATERIAL	FINISH	WEIGHT	RESTRICTED TO	NAME					
-	-	-	-	RIGHT ANGLE HEADER ASSEMBLY W/GUIDES MULTI-BEAM XL					
				PRODUCT SPEC	108-1973	SIZE	CAGE CODE	DRAWING NO	RESTRICTED TO
				APPLICATION SPEC	114-13038	A100779	C=1888114		
				CUSTOMER DRAWING	SCALE	4:1	SHEET	4 OF 5	REV
									C

LOC	DIST	REVISIONS			
ES	00	REV	DATE	BY	APPD
-	-	SEE SHEET 1	-	-	-

PART NUMBER	ROWS	POWER		SIGNAL						POWER		
		P1	P2	1	2	3	4	5	6	P3	P4	
1888114-4	D	PM	PM	F	J	J	J	J	J	PM	PM	
	C			F	K	K	K	K	K			
	B			N	N	N	N	N	F			N
	A			S	S	H	S	S	F			S
2P + 24S + 2P		HD	HD							HD	HD	



DIMENSIONS:		TOLERANCES UNLESS OTHERWISE SPECIFIED:		DWN		Tyco Electronics	
INCHES	9 PLC ±	1 PLC ±.01	2 PLC ±.01	C. ZHOU	19 JUL 2007	C. ZHOU	19 JUL 2007
	3 PLC ±.01	4 PLC ±.005	5 PLC ±.002	S. YAO		S. YAO	
	ANGLES ±.0020	FINISH #2		Tyco Electronics Corporation Shanghai, P.R.China. 200233			
MATERIAL				NAME: RIGHT ANGLE HEADER ASSEMBLY W/GUIDES MULTI-BEAM XL			
				PRODUCT SPEC: 108-1973			
				APPLICATION SPEC: 114-13038			
				SIZE: CAGE CODE: DRAWING NO: 114-13038			
				RESTRICTED TO: A   00779   C=1888114			
				CUSTOMER DRAWING			
				SCALE: 4:1 SHEET 5 OF 5 REV C			