THIS DRAWING IS UNPUBLISHED. RELEASED FOR PUBLICATION -,- .
© COPYRIGHT 2005 By - ALL RIGHTS RESERVED.

LOC	DIST
AD	47

REVISIONS

P	LTR	DESCRIPTION	DATE	DWN	APVD
	R1	REVISED PER ECO-12-007590	21JUL12	KH	MH

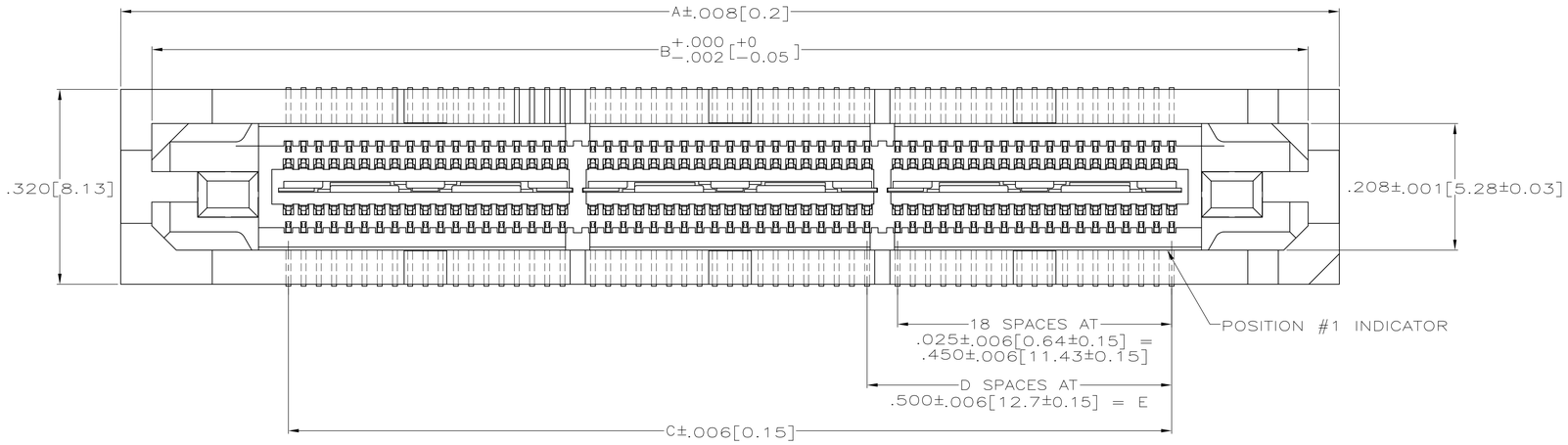

1. HOUSINGS: LIQUID CRYSTAL POLYMER, COLOR BLACK. CONTACTS: HIGH RELIABILITY COPPER ALLOY. GROUND BUSSES: BRASS,UNS C26000.
2. CONTACTS & GROUND BUSES: NICKEL UNDERPLATE ALL OVER, MATING SURFACE PLATED TO MEET LEVEL 1 PERFORMANCE REQUIREMENTS OF TE PRODUCT SPECIFICATION 108-1422, SOLDER TAILS PLATED TIN-LEAD.
3. DATE CODE MARKED IN AREA INDICATED ON SAME SIDE AS POSTION #1.
4. ONE GROUND BUS WITH 5 TAILS PER EACH MODULE.

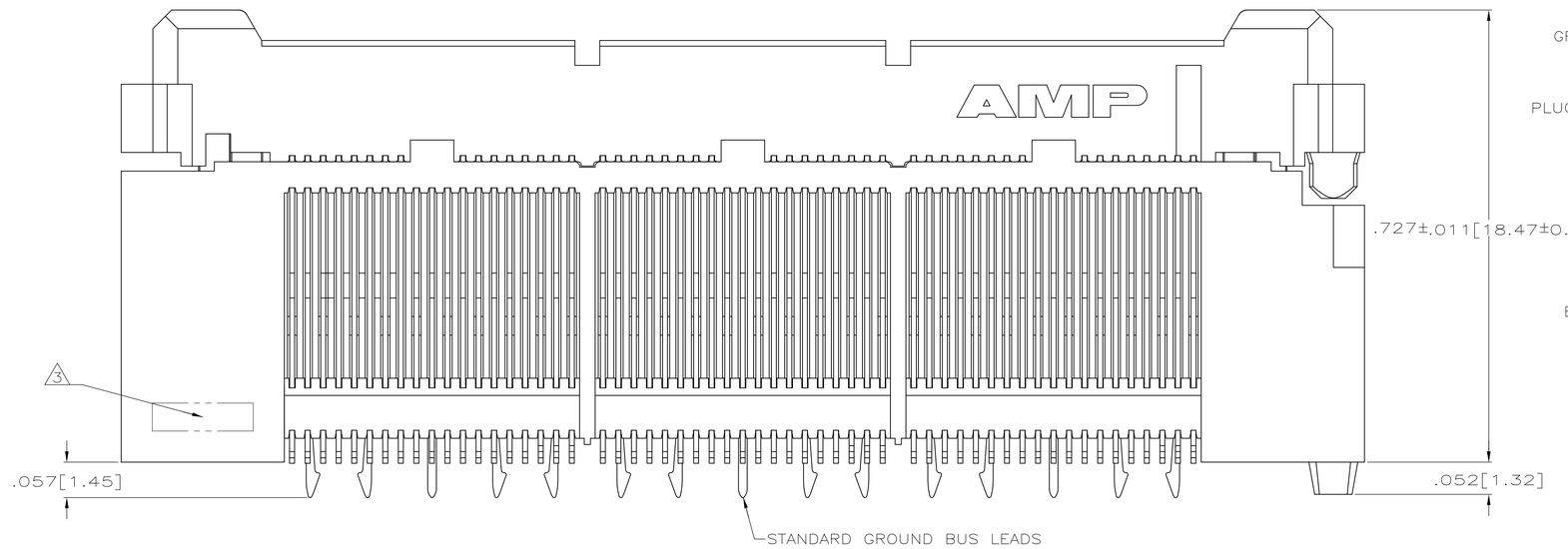

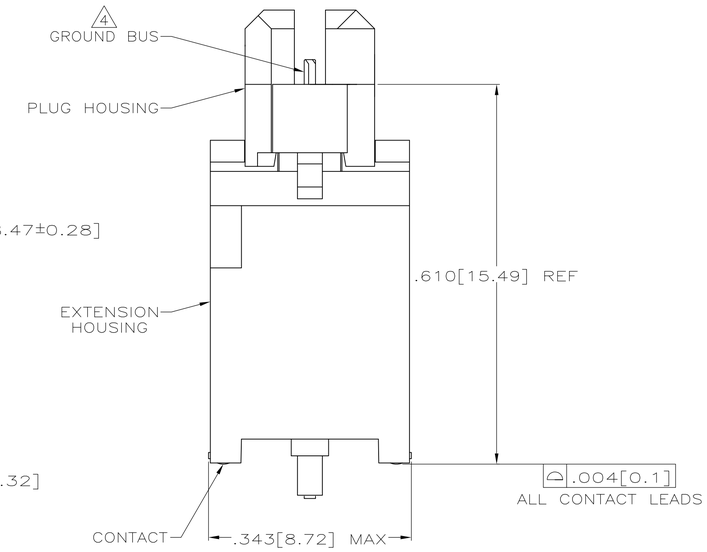

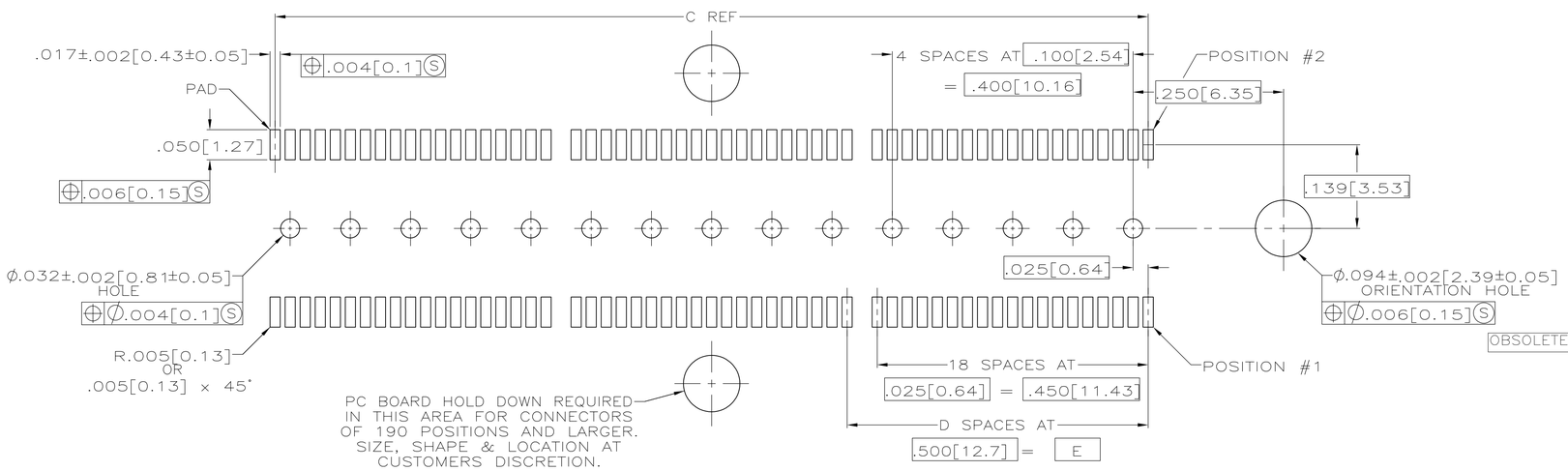

RECOMMENDED PC BOARD LAYOUT
(VIEWED FROM CONNECTOR SIDE)

	E	D	C	B	A	NO OF POS	PART NUMBER
	3.000[76.2]	6	3.450[87.63]	3.898[99]	4.000[101.6]	266	767042-7
	2.500[63.5]	5	2.950[74.93]	3.398[86.31]	3.500[88.9]	228	767042-6
	2.000[50.8]	4	2.450[62.23]	2.898[73.61]	3.000[76.2]	190	767042-5
	1.500[38.1]	3	1.950[49.53]	2.398[60.91]	2.500[63.5]	152	767042-4
	1.000[25.4]	2	1.450[36.83]	1.898[48.21]	2.000[50.8]	114	767042-3
	.500[12.7]	1	.950[24.13]	1.398[35.51]	1.500[38.1]	76	767042-2
OBSOLETE	~~.000[0]~~	~~0~~	~~.450[11.43]~~	~~.898[22.81]~~	~~1.000[25.4]~~	~~38~~	~~767042-1~~

THIS DRAWING IS A CONTROLLED DOCUMENT.

DIMENSIONS: INCHES

TOLERANCES UNLESS OTHERWISE SPECIFIED:
0 PLC ± -
1 PLC ± -
2 PLC ± -
3 PLC ± .005[0.13]
4 PLC ± -
ANGLES ± -

MATERIAL 1 FINISH 2

DWN J.GERACE 12MAR98
CHK S.STRICKLER 12MAR98
APVD A.MONK 12MAR98
PRODUCT SPEC 108-1422
APPLICATION SPEC 114-11004
WEIGHT -

TE Connectivity

NAME: PLUG ASSEMBLY, .738[18.75] VERTICAL, .025[0.64] CENTER LINE, MICTOR

SIZE	CAGE CODE	DRAWING NO	RESTRICTED TO
A1	00779	C-767042	-

CUSTOMER DRAWING | SCALE 8:1 | SHEET 1 OF 1 | REV R1

4805 (3/11)