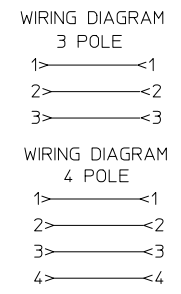
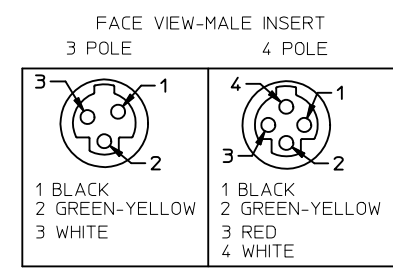
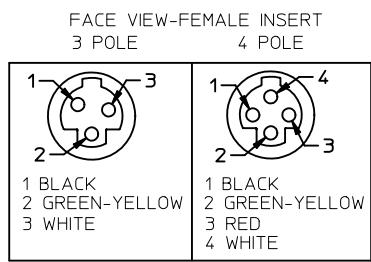
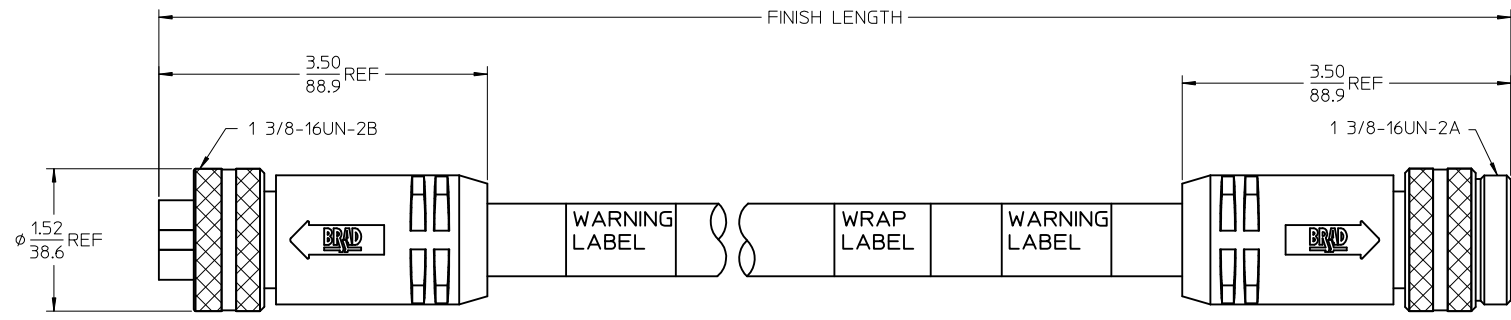
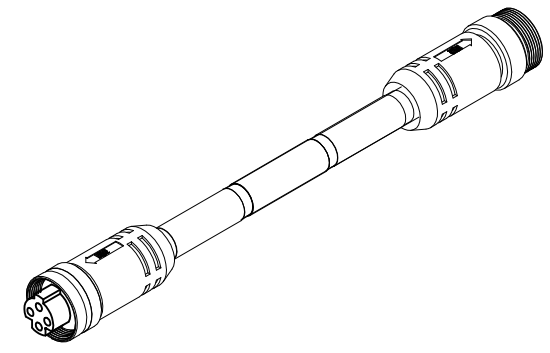


POLES	MATERIAL NO.	ENG. NO.	AMPS	LENGTH
3	1300640401	CC3130A48M020	30	2M +89-0MM (6'7"+3.50-0)
4	1300640356	CC4130A48M020	25	2M +89-0MM (6'7"+3.50-0)



SPECS:  
 OVERMOLD: GRAY PVC  
 INSERT: BLACK PVC  
 COUPLING NUT: ANODIZED ALUMINUM  
 CABLE: #10AWG GRAY PVC  
 DUAL RATED UL TC/OPEN WIRING & STOOO  
 ELECTRICAL: 600V AC/DC

<b>CREATE DOC.</b> EC NO: WNA2010-0435 DRWN:RUPERT 2010/01/14 CHKD:B. WOODMAN 2010/01/15 APPR:J.MURPHY 2010/01/15	QUALITY SYMBOLS = 0 = 0	GENERAL TOLERANCES (UNLESS SPECIFIED) <table border="1"> <thead> <tr> <th></th> <th>mm</th> <th>INCH</th> </tr> </thead> <tbody> <tr> <td>4 PLACES</td> <td>± .005</td> <td>± .0005</td> </tr> <tr> <td>3 PLACES</td> <td>± .005</td> <td>± .0005</td> </tr> <tr> <td>2 PLACES</td> <td>± .005</td> <td>± .0005</td> </tr> <tr> <td>1 PLACE</td> <td>± .005</td> <td>± .0005</td> </tr> </tbody> </table>		mm	INCH	4 PLACES	± .005	± .0005	3 PLACES	± .005	± .0005	2 PLACES	± .005	± .0005	1 PLACE	± .005	± .0005	DIMENSION STYLE <b>IN/MM</b> DRAWN BY: B. RUPERT DATE: 01/12/10 CHECKED BY: B. WOODMAN DATE: 01/12/10 APPROVED BY: JFMURPHY DATE: 2010/01/15	SCALE: 1:1 DESIGN UNITS: INCH THIRD ANGLE PROJECTION
		mm	INCH																
	4 PLACES	± .005	± .0005																
	3 PLACES	± .005	± .0005																
2 PLACES	± .005	± .0005																	
1 PLACE	± .005	± .0005																	
DRAFT WHERE APPLICABLE MUST REMAIN WITHIN DIMENSIONS	MATERIAL NO. <b>SEE CHART</b>	TITLE: <b>QUICK CHANGE FEM/MALE          STRAIGHT, ALT KEY          3 &amp; 4 POLE AS PORTABLES</b>	MOLEX INCORPORATED	DOCUMENT NO. <b>SD-130064-401</b>															
REV: A	SIZE: C	THIS DRAWING CONTAINS INFORMATION THAT IS PROPRIETARY TO MOLEX INCORPORATED AND SHOULD NOT BE USED WITHOUT WRITTEN PERMISSION	SHEET NO. <b>1 OF 1</b>																