

Printed-circuit board connector - ISPC 16/ 4-STGF-10,16 - 1748723

Please be informed that the data shown in this PDF Document is generated from our Online Catalog. Please find the complete data in the user's documentation. Our General Terms of Use for Downloads are valid (<http://phoenixcontact.com/download>)

Plug component, Nominal current: 76 A, Rated voltage (III/2): 1000 V, Number of positions: 4, Pitch: 10.16 mm, Connection method: Spring-cage connection, Color: green, Contact surface: Silver



The illustration shows the 5-pos. version

Product Features

- Can be plugged into (S)PC 16 plugs or inverted IPC 16 headers
- Unlimited 600 V UL approval
- Inverted Push-in spring-cage plugs with pin contacts for touch-proof device outputs (with IPC 16 G) or free-hanging cable/cable connections
- Increased vibration protection thanks to screw-on STF plugs with screw flange



Key commercial data

Packing unit	1 pc
Minimum order quantity	50 pc
Weight per Piece (excluding packing)	35.35 GRM
Custom tariff number	85366990
Country of origin	Bulgaria

Technical data

Dimensions

Pitch	10.16 mm
Dimension a	30.48 mm

General

Range of articles	ISPC 16/..-STGF
Insulating material group	I
Rated surge voltage (III/3)	8 kV
Rated surge voltage (III/2)	8 kV
Rated surge voltage (II/2)	6 kV

Printed-circuit board connector - ISPC 16/ 4-STGF-10,16 - 1748723

Technical data

General

Rated voltage (III/3)	1000 V
Rated voltage (III/2)	1000 V
Rated voltage (II/2)	1000 V
Connection in acc. with standard	EN-VDE
Nominal current I_N	76 A
Nominal cross section	16 mm ²
Maximum load current	76 A
Insulating material	PA
Inflammability class according to UL 94	V0
Stripping length	18 mm
Number of positions	4

Connection data

Conductor cross section solid min.	0.75 mm ²
Conductor cross section solid max.	16 mm ²
Conductor cross section stranded min.	0.75 mm ²
Conductor cross section stranded max.	16 mm ²
Conductor cross section stranded, with ferrule without plastic sleeve min.	0.75 mm ²
Conductor cross section stranded, with ferrule without plastic sleeve max.	16 mm ²
Conductor cross section stranded, with ferrule with plastic sleeve min.	0.75 mm ²
Conductor cross section stranded, with ferrule with plastic sleeve max.	10 mm ²
Conductor cross section AWG/kcmil min.	18
Conductor cross section AWG/kcmil max	4
2 conductors with same cross section, stranded, TWIN ferrules with plastic sleeve, min.	0.75 mm ²
2 conductors with same cross section, stranded, TWIN ferrules with plastic sleeve, max.	4 mm ²
Minimum AWG according to UL/CUL	20
Maximum AWG according to UL/CUL	4

Classifications

eCl@ss

eCl@ss 4.0	272607xx
eCl@ss 4.1	27260701
eCl@ss 5.0	27260701
eCl@ss 5.1	27260701
eCl@ss 6.0	27260704

Printed-circuit board connector - ISPC 16/ 4-STGF-10,16 - 1748723

Classifications

eCl@ss

eCl@ss 7.0	27440402
eCl@ss 8.0	27440309

ETIM

ETIM 3.0	EC001121
ETIM 4.0	EC002638
ETIM 5.0	EC002638

UNSPSC

UNSPSC 6.01	30211810
UNSPSC 7.0901	39121409
UNSPSC 11	39121409
UNSPSC 12.01	39121409
UNSPSC 13.2	39121409

Approvals

Approvals


Approvals

UL Recognized / cUL Recognized / GOST / SEV / CCA / GOST / cULus Recognized

Ex Approvals


Approvals submitted

Approval details

UL Recognized 		
	B	C
mm ² /AWG/kcmil	20-4	20-4
Nominal current I _N	66 A	66 A
Nominal voltage U _N	600 V	600 V

Printed-circuit board connector - ISPC 16/ 4-STGF-10,16 - 1748723


Approvals

cUL Recognized 		
	B	C
mm ² /AWG/kcmil	20-4	20-4
Nominal current I _N	66 A	66 A
Nominal voltage U _N	600 V	600 V

GOST 
--

SEV	
mm ² /AWG/kcmil	16
Nominal current I _N	76 A
Nominal voltage U _N	1000 V

CCA	
Nominal current I _N	76 A
Nominal voltage U _N	1000 V

GOST 
--

cULus Recognized 
--

Drawings

Printed-circuit board connector - ISPC 16/ 4-STGF-10,16 - 1748723

Dimensioned drawing

