


ICs

Modules



Cables

*FTDI Chip
USB Solutions*

BRIDGING TECHNOLOGIES

USB AS EASY AS 123

FTDI Chip develops innovative silicon solutions that enhance interaction with today's technology. When a designer needs to add a USB port, rest assured that FTDI Chip has a full range of USB solutions to get the job done.

The Universal Serial Bus (USB) interface is now established as the de-facto interface for connecting systems with a reliable, low-cost digital link. USB has expanded beyond PC usage, and can now be found in all market segments, including Industrial, Medical, Consumer, Communications, Networking, and more. Enabling designers to implement USB quickly into a design, FTDI Chip provides total solutions including silicon chips, development tools, application notes, and software support. Expertise in USB bridges provides seamless integration for a variety of interfaces such as UART, FIFO, I²C, SPI, PWM and GPIO, where the bridge converts the signalling and protocol from the selected interface to USB. USB solutions are delivered in packages as small as 10 pin DFN (3x3mm); in modules that can be inserted into boards for development and production; or in cables that bridge USB to numerous interfaces. Whenever your development or product needs USB, check out FTDI Chip (www.ftdichip.com) for complete solutions that can shorten your design time, while providing robust system implementations, and realise how FTDI Chip makes design easy.



Extensive USB Portfolio

Whether your design needs silicon chips, cables, or modules, check out FTDI Chip's large portfolio of USB and system level products.



Peripheral Or Host

USB connectivity designs are constructed from two distinct functional capabilities: a host and a device/peripheral type. As part of the total solution, FTDI Chip is able to offer both types of capabilities. With over 30 USB peripheral chips offered in 5 product families, designers can choose the device which best matches their system need. On the USB host side, the FT311D targets the Android ecosystem and joins the Vinculum family which provides system level capabilities with its micro-controller capability, USB host, and USB peripheral support.

Speed

FTDI Chip devices are aimed at full, high and super speed solutions. SuperSpeed USB 3.0 provides the greatest level of data throughput, while hi-speed and full speed devices continue to be a robust, growing market where matching system needs with device features can provide the optimum USB implementation.

Advanced Features

To conserve PCB area and offer additional system value, FTDI Chip adds unique features to enhance USB functionality, like battery charging detection which enables faster charging. FTDI Chip also offers devices linking one USB port to 1, 2, or 4 application interfaces without requiring a USB hub. Save space, power, and system cost when EEPROM (MTP) memory, or unique clocking features are utilized in your system design.




Software

Drivers for most major operating systems such as Windows, MAC OS, Android and Linux are available for free download thus allowing for easy integration with minimum development effort.




The Vinculum family of host controllers is also supported with free, precompiled firmware as well as a free toolchain for designers wishing to tailor the firmware to their specific requirements.

Modules




Development modules are available to enable rapid design development. The modules are available in a variety of mechanical formats to allow easy bread-boarding or immediate access to the bridge interfaces. Additionally application modules are available which provide specific system functionality.

Cables



Similar to the module solutions are a range of cables offering TTL, RS232, RS422 or RS485 level interfaces. These cables can be used for development purposes or as accessories for accessing existing products over USB.

USB 3.0 SUPERSPEED BRIDGE SOLUTION (FT60X SERIES)



FTDI Chip is proud to announce its first SuperSpeed series in the FT60X, a sophisticated USB3.0 to FIFO bridge in a low count pin package.

The FT600Q and FT601Q are FTDI Chip's first generation USB 3.0 products that function as SuperSpeed USB 3.0 to FIFO bridges, providing data bursting rates of up to 3.2Gbps. The FT600Q comes in a 56-pin QFN package and has a 16-bit wide FIFO bus interface, while the FT601Q comes in a 76-pin QFN package and has a 32-bit wide FIFO bus interface. Both chips support up to 8 endpoints, other than the management endpoints. The endpoints are linked to a configurable endpoint buffers of 16kByte length for IN and 16kByte for OUT.

Simple to connect and control. No additional firmware development required. Just "fit and forget".

Applications that need to transfer data over USB at faster rates benefit from the FT60X series:

- Multi Function Printers
- Scanners
- High resolution video cameras
- High resolution displays
- Professional still image cameras
- Data acquisition systems that require high bandwidth
- FPGA & MCU development boards that require high bandwidth connectivity

USB 2.0 HI-SPEED BRIDGE SOLUTION



H Chip Series

Fast, flexible, multi-channel USB bridges.

	Application Interface	Channels	Clocking	EEPROM	Data Throughput	Package
FT232H	UART ASYNC FIFO SYNC FIFO MPSSE	1	External (12MHz)	External	12MBaud 10MByte/s 40MByte/s 30Mbit/s	48 QFN 48 LQFP
FT2232H	UART ASYNC FIFO SYNC FIFO MPSSE x 2	2	External (12MHz)	External	12MBaud 10MByte/s 40MByte/s 30Mbit/s	64 QFN 64 LQFP
FT4232H	UART MPSSE x 2	4	External (12MHz)	External	12MBaud 30Mbit/s	64 QFN 64 LQFP
FT4222H	SPI/I2C (Master/Slave) GPIO	4 Channel SPI slave selection	External (12MHz)	Internal OTP	Upto 27Mbps	32 VQFN

- IO Levels 3.3V (5V tolerant)
- Typical operating current 70mA
- Extended Temperature Range: -40°C to +85°C

In addition to the higher data rates these devices offer, (upto 40Mbytes/s) when compared to full speed solutions, the Hi-Speed series also offers a range of multi-channel interfacing. The benefits of a multi channel bridge is that the system BOM is reduced by taking away the need for a USB hub chip. Additionally, each channel of the device appears to the host PC as a separate device enabling each channel to be independently configured for different modes, e.g. UART, MPSSE or FIFO and with different parameters such as 4 UARTS all operating with different baud rates.

For portable or battery operated devices the FT4222H also offers support for battery charger detection, enabling higher charge currents to be requested thus reducing battery charge times.

USB 2.0 FULL SPEED BRIDGE SOLUTION



X Chip Series

Optimised for small footprint, low power and battery charger detection.

	Application Interface	Channels	Configurable CBUS Pins	MTP Memory	Data Throughput	Package
FT200XD	PC	1	1	Internal	3.4Mbit/s	10 DFN
FT201XQ	PC	1	7	Internal	3.4Mbit/s	16 QFN
FT201XS						16 SSOP
FT220XQ	4-Bit SPI/FT1248	1	1	Internal	500kByte/s	16 QFN
FT220XS						16 SSOP
FT221XQ	8-Bit SPI/FT1248	1	1	Internal	1MByte/s	20 QFN
FT221XS						20 SSOP
FT230XQ	Basic UART	1	4	Internal	3MBaud	16 QFN
FT230XS						16 SSOP
FT231XQ	Full Handshake UART	1	4	Internal	3MBaud	20 QFN
FT231XS						20 SSOP
FT234XD	Basic UART	1	1	Internal	3MBaud	12 DFN
FT240XQ	8-bit FIFO	1	2	Internal	1MByte/s	24 QFN
FT240XS						24 SSOP

- IO Levels 1.8V to 3.3V (5V tolerant)
- Typical operating current 8mA
- Battery Charger Detection
- Internal data buffering: TX - 512 bytes, RX - 512 bytes
- Internally generated clocking - No external crystal required.
- Extended Temperature Range: -40°C to +85°C

The X-chip series for full speed USB bridge solutions is the latest generation in full speed USB bridging technology, offering the widest range of interface options all backed up with robust driver support on Windows, Linux, MAC OSX and WinCE.

USB 2.0 FULL SPEED BRIDGE SOLUTION



R Chip Series

Optimised for minimal external components on a PCB design.

	Application Interface	Channels	Configurable CBUS Pins	EEPROM	Data Throughput	Package
FT232RL	UART	1	5	Internal	3MBaud	28 SSOP
FT232RQ						32 QFN
FT245RL	8-bit FIFO	1	0	Internal	1MByte/s	28 SSOP
FT245RQ						32 QFN

- IO Levels 1.8V to 5V
- Typical operating current 15mA
- Internal data buffering: TX - 128 bytes, RX - 256 bytes
- Internally generated clocking - No external crystal required.
- Extended Temperature Range: -40°C to +85°C

The R chip solution offers a highly integrated solution combining USB protocol handling, internal clock control and EEPROM capabilities in one IC package.

BL and D Chip Series

Original, robust and market hardened solution.

	Application Interface	Channels	Clocking	EEPROM	Data Throughput	Package
FT232BL	UART	1	External (6MHz)	External	3MBaud	32 LQFP
FT245BL	8-bit FIFO	1	External (6MHz)	External	1MByte/s	32 LQFP
FT2232D	UART	2	External (6MHz)	External	3MBaud	48 LQFP
	ASYNC FIFO MPSSE*				1MByte/s 5.6Mbit/s	

- IO Levels 3.3V to 5V
- Typical operating current 25mA
- Internal data buffering: TX - 128 bytes, RX - 384 bytes
- Extended Temperature Range: -40°C to +85°C
- MPSSE - Multi Protocol Synchronous Serial Engine on FT2232D channel A only

USB 2.0 FULL SPEED BRIDGE SOLUTION



FT12 Series

Fully configurable Full Speed USB Device Controller series, to add any class or vendor specific USB device interface support to MCUs.

	Application Interface	Endpoints Supported	Selectable Endpoints	Battery Charger Detection	Data Throughput	Package
FT120	Parallel (MCU)	6	Bulk Isochronous Interrupt	NO	Upto 1MByte/s	28 TSSOP 28 QFN
FT121	SPI slave	8	Bulk Isochronous Interrupt	YES	Upto 1MByte/s	28 TSSOP 28 QFN
FT122	Parallel (MCU)	8	Bulk Isochronous Interrupt	YES	Upto 1MByte/s	28 TSSOP 28 QFN

- IO Levels 3.3V to 5V
- Typical operating current 7mA
- Extended Temperature Range: -40°C to +85°C

While the other USB bridge devices focus on a fixed vendor USB class with silicon and host driver support both supplied and configured for maximum compatibility and efficiency, the FT12 series allows for something a little different.

The series provides a fully configurable device controlled by an external MCU, allowing the device to be identified as a variety of USB device classes such as BOM (Mass Storage), HID (KeyBoard/Mouse), and CDC (Serial Port), thus enabling generic pre-loaded system drivers to access the USB port.

Applications:

- Printers
- Industrial Control
- FPGA USB expansion ports

USB HOST SOLUTIONS

As mobility accelerates, the need for host support in tablets, handsets, and consumer equipment becomes critical to enable USB connections. FTDI Chip is expanding its USB host solutions with a focus on: Android Open Accessories Initiative, add-on USB host capability for USB2.0 Hi-Speed, and continued support for system level solutions that include USB technology (16 bit micro-controller, USB host, and USB device capabilities).

Integrated circuits that provide USB host ports in a system solution are provided in the Vinculum family of devices. The Vinculum II (VNC2) provides ample hardware support including 16 bit microcontroller, USB host and device capabilities, embedded flash memory, and extensive interface options. In addition, the VNC2 has an extensive suite of application ROM design files, and a toolchain for developing application specific designs.

	VNC2	FT311D	FT312D	FT313H
Description	Programmable USB 2.0 Host/Device Controller	ANDROID USB Host	ANDROID USB Host	Programmable USB 2.0 Host
USB Speed	Full (12Mbps) / Low speed (1.5Mbps)	Full-Speed (12Mbps)	Full-Speed (12Mbps)	Hi-Speed (480Mbps)
USB Transfer Types	Bulk, Interrupt, Isochronous	Bulk	Bulk	Bulk, Interrupt, Isochronous
No. of USB ports	2	1	1	1
No. of external channels	Flexible	1	1	1
Supported External Interfaces	ASYNCFIFO, SYNC FIFO, UART, 2 x SPI SLAVE, 1 x SPI MASTER, GPIO, PWM, DEBUG PORT	GPIO, PWM, UART, I2C Master, SPI Master, SPI Slave	UART	8/16 bit multiplexed bus, SRAM, NOR
Core	16/32-bit Harvard MCU Core	-	-	-
Internal Memory	16kB RAM 256kB FLASH	-	5512B-Rx, 256B-Tx	320 B
Data rates	Up to 6MBaud	Up to 1MBaud	Up to 1MBaud	2-25 MB/s
Configuration Storage	Internal flash	-	-	Internal Registers
Clocking	12MHz Crystal	12MHz Crystal	12MHz Crystal	6MHz Crystal
Operating temp.	-40°C to +85°C	-40°C to +85°C	-40°C to +85°C	-40°C to +85°C
Core supply	1.8V	1.8V	1.8V	3.3V
IO Supply	3.3V	3.3V	3.3V	1.8V to 3.3V
Packages	32/48/64 LQFP and QFN	32 LQFP and QFN	32 LQFP and QFN	64 QFN/LQFP/TQFP

Android Host (FT311D)



The FT311D IC is designed to specifically host Android platforms that support Android Open Accessories Mode (Android 3.1 onwards). This chip will enumerate and enable an Android platform to provide a bridge to a variety of platforms selectable from 3 GPIO lines. The interfaces include GPIO, UART, PWM, I²C Master, SPI Master and SPI slave. Packaged in 32 pin QFN or LQFP options the device offers a small, reliable bridge to allow Android devices such as mobile phones or tablets to communicate with peripheral hardware over USB. The device does not require any drivers to be loaded on the Android platform and draws no power from the Android USB port as the FT311D is the USB host.

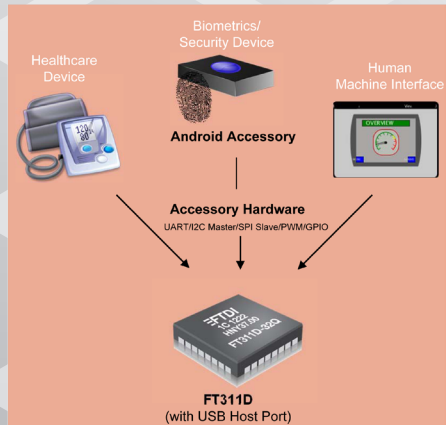


To support the FT311D host chip, FTDI is offering a development kit and GPIO interface board to jump-start engineers' designs and provide easy access and integration into users' end systems.

With this fixed function, bridged host chip, designers can quickly and easily add USB functionality into products and connect to the expanding Android ecosystem.

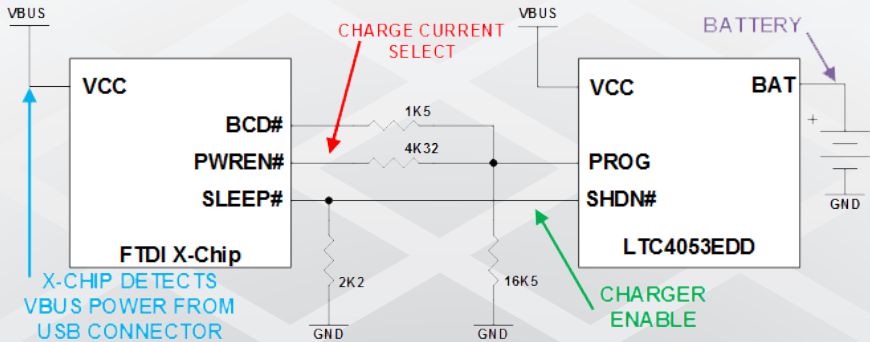
USB2.0 Hi-Speed Host Solution (FT313H)

The FT313H offers a fast rate of data transfer at 480Mbps. The device interfaces a single USB channel to a parallel bus, with DMA engine for optimized data transfer. The device also supports battery charge host emulation.



USB Connection providing data connectivity
(Optionally, the Android Accessory can also charge the Android device)

X CHIP BATTERY CHARGER DETECTION



VBUS	BCD#	PWREN#	*SLEEP#	CHG CURRENT
0V	Logic 0	Logic 0	Logic 0	0 – In Shutdown
5V Dedicated Charger	Logic 0	Logic 1	Logic 1	1.1A
5V Standard Downstream Port (Enumerated)	Logic 1	Logic 0	Logic 1	0.44A

* SLEEP# can be programmed to be de-activated when connected to a dedicated charger port in the FT-X MTP ROM.

Charge current is determined by the resistance to gnd on the prog pin of the LTC4053.

For more information, please visit our website to access Application Note 175: Battery Charger Detection over USB with FT-X Devices.

DEVELOPMENT MODULES

USB HOST SUPPORT

UMFT311EV



Description: FT311 host development module connects to an Android USB device port. This development system enables the bridge from SPI master, SPI slave, I²C, UART, GPIO, and PWM to a USB host port.

USB connector:
1x Type-A


UMFT313EV



Description: FT313 Hi-Speed USB host development module

USB connector:
1x Type-A

V2EVAL



Description: Motherboard for VNC2 daughter cards. Includes connectors for all IO and USB plus a prototyping area

USB connector: Type-B for debug port. 2 x Type-A

Notes: Supports 3 VNC2 package sizes
EXT32 (32 pin daughter card)
EXT48 (48 pin daughter card)
EXT64 (64 pin daughter card)

VINCO



Description: Arduino inspired form factor for VNC2 development. Based on VNC2-64L and includes additional 10-bit ADC

USB connector: Type A and mini-B

Notes: May be used with Arduino or VNC2 shields

VNC2 Debugger / Programmer



Description: VNC2 Programmer/debugger module for use with the IDE development tools

USB connector: Mini-B

Notes: Used to load and debug firmware in VNC2 devices, via the debug pin

H-CHIP SERIES SUPPORT

USB2.0 Hi-Speed support with multi-channel capabilities

UM232HB



Chip: FT232HL

USB connector: PCB tracks only

Form Factor: Breakout module

Application: USB to UART, ASYNC FIFO, SYNC FIFO, or MPSSE

UM232H



Chip: FT232HL

USB connector: Mini-B

Form Factor: 28 pin 0.6" wide DIP

Application: USB to UART, ASYNC FIFO, SYNC FIFO, or MPSSE

FT2232H Mini Module



Chip: FT2232HL

USB connector: Mini-B

Form Factor: Two 26 pin double row headers

Application: USB to UART, ASYNC FIFO, SYNC FIFO, or MPSSE x 2

FT4232H Mini Module



Chip: FT4232HL

USB connector: Mini-B

Form Factor: Two 26 pin double row headers

Application: USB to UART or MPSSE x 2

FT4232H Hi-Speed Serial/Hub



Chip: FT4232HL
USB connector: Type A

Form Factor: 36 pin 0.6" wide DIP with one USB upstream connector and two downstream connectors.

Application: USB to UART, MPSSE or a USB hub. May act as an expansion device to VNC2 USB host.

UMFT4222EV



Chip: FT4222H
USB connector: Type A

Form Factor: Standard 20.2mm (0.8") wide 24 pin DIP socket. Pins are on a 2.60mm (0.1") pitch.

Application: USB to SPI/I²C master/slave.

UMFT4222HPROG



Chip: FT4222H
USB connector: Type A

Form Factor: 42.38mm x 41.23mm board mounted with components and connectors.

Application: For Programming the FT4222H IC descriptors.

X-CHIP SERIES SUPPORT

An advanced USB2.0 Full Speed Family with optimized power, footprint and feature set

UMFTxxxXB*




Description:
Breakout Module

Supported IC's:
FT200XD, FT201XQ, FT220XQ,
FT230XQ

USB connector: PCB tracks only

UMFTxxxXA*




Description:
0.3" wide development

Supported IC's:
FT201XS, FT220XS, FT221XS,
FT230XS, FT231XS, FT240XS

USB connector: Mini-B

UMFTxxxXE*



Description:
0.6" wide development

Supported IC's:
FT201XS, FT221XS, FT231XS,
FT240XS

USB connector: Mini-B

UMFT231XC



Description:
Battery Charger Detection
Module

Supported IC's:
FT231XS


USB connector: Micro-B

* 'xxx' correlates to the numbers of the supported part types

R-CHIP SERIES SUPPORT

FTDI Chip's popular USB2.0 Full Speed Family

UM232R



Chip: FT232RL

USB connector: Type B

Form Factor: 24 pin, 0.6" wide DIP

Application: USB to UART

MM232R




Chip: FT232RQ

USB connector: Type B

Form Factor: 16 pin 0.1" pitch

Application: USB to UART

UB232R



Chip: FT232RQ

USB connector: Type B

Form Factor: 8 contacts, 0.1" pitch

Application: USB to UART

EVAL232R



Chip: FT232RL

USB connector: Type B

Form Factor: USB to DB9 converter

Application: USB to RS232

USB-Key




Chip: FT232RL

USB connector: Type A

Form Factor: Dongle

Application: ChipID

UM245R



Chip: FT245RL

USB connector: Type B


Form Factor: 24 pin 0.6" wide DIP

Application: USB to FIFO

FT12 SERIES SUPPORT


Inspired by the D12, industry standard, with value-added features and footprints

UMFT12XEV



Description: Development
system with LPC1114 micro-
controller for use with daughter-
cards for system development

UMFT120C



Chip: FT120T

USB Connector: Micro-B

Footprint: 28 pin 0.8" wide DIP

UMFT121C



Chip: FT121T

USB Connector: Micro-B

Footprint: 14 pin 0.8" wide DIP

UMFT122DC



Chip: FT122T

USB Connector: Micro-B

Footprint: 28 pin 0.8" wide DIP

CABLE SOLUTIONS

USB TO LEGACY RS232 CONVERTER CABLES



Premium USB to Legacy RS232 Converter

USB-Serial Converter

Chipi-x

PART NUMBER

IO LEVELS

US232R-10

US232R-100

US232R-500

UT232R-200

UT232R-500

CHIP1-X10

RS232

RS232

RS232

USB TO LEGACY RS232 OR RS422 OR RS485 CONVERTER CABLES



RS232 Converter

RS422 Converter

RS485 Converter

PART NUMBER

IO LEVELS

USB-RS232-WE-1800-BT_00

USB-RS232-WE-1800-BT_3.3

USB-RS232-WE-1800-BT_5.0

USB-RS232-WE-5000-BT_00

USB-RS232-WE-5000-BT_3.3

USB-RS232-WE-5000-BT_5.0

USB-RS422-WE-1800-BT

USB-RS422-WE-5000-BT

USB-RS485-WE-1800-BT

USB-RS485-WE-5000-BT

RS232

RS422

RS485

USB TO TTL SERIAL CABLES



Type A USB to wire end TTL Serial



Type A USB to SIP Connector



Type A USB to 3.5mm Audio Jack

PART NUMBER

IO LEVELS

TTL-232RG-VREG1V8-WE

TTL-232RG-VREG3V3-WE

TTL-232RG-VSW3V3-WE

TTL-232RG-VSW5V-WE

TTL-232RG-VIP-WE

TTL-232R-3V3-WE

TTL-232R-5V-WE

TTL-232R-5V

TTL-232R-3V3

TTL-232R-3V3-2MM

TTL-232R-5V-AJ

TTL-232R-3V3-AJ

1.8V

3.3V

3.3V

5V

1.8V to 5.25V

3.3V

5V

5V

3.3V

3.3V

5V

3.3V

USB HI SPEED CABLES



Usb Hi Speed To MPSSE Cables

Usb Hi-Speed To UART Cables

PART NUMBER

IO

C232HM-DDHSL-0

C232HM-EDHSL-0

C232HD-DDHSP-0

C232HD-EDHSP-0

FTDI Chip's instant USB converter cables provide connectivity options from USB to RS232, RS422, or RS485 and TTL based signalling interfaces. The cables feature integrated electronics assemblies by using FTDI Chip's ICs, to provide an easy-to-use USB conversion. Custom cable versions are available upon request.

MAX BAUD RATE	RX/TX LED	CABLE LENGTH	CABLE TERMINATION	TEMPERATURE RANGE	NOTES
1Mbaud	RX/TX LED	10cm	DB9	-20°C to +80°C	Retaining nut on DB9 connector.
		1m			
		5m			
1Mbaud	-	2m	DB9	-20°C to +80°C	Thumb screw on DB9 connector.
		5m			
250 kBaud	-	10cm	DB9	-40°C to +85°C	

POWER OUTPUT PIN	MAX BAUD RATE	RX/TX LED	CABLE LENGTH	CABLE TERMINATION	TEMPERATURE RANGE	NOTES	
0V	1Mbaud	RX/TX LED	18m	Wire ended	-40°C to +85°C	Option of transparent or black USB connector.	
3.3V			18m				
5V			18m			LEDs for visual indication of traffic on the cable.	
0V			5m				
3.3V			5m				Also available as PCB.
5V			5m				
0V	3Mbaud	RX/TX LED	18m	Wire ended	-40°C to +85°C		
0V	3Mbaud	RX/TX LED	5m	Wire ended	-40°C to +85°C		
			18m				
0V	3Mbaud	RX/TX LED	5m	Wire ended	-40°C to +85°C		
			18m				

POWER OUTPUT PIN	MAX BAUD RATE	RX/TX LED	CABLE LENGTH	CABLE END	TEMPERATURE RANGE	NOTES
1.8V@100mA	3Mbaud	RX/TX LED	18m	Wire ended	-40°C to +85°C	LEDs for visual indication of traffic on the cable.
3.3V@250mA						
3.3V@50mA						
5V@450mA						
1.8V to 5.25V ¹						
5V@75mA						-
5V@75mA					01" pitch	
5V@75mA	3Mbaud	-	18m	Single in line socket	-40°C to +85°C	2mm pitch, for VMUSIC2 and VDRIVE2
5V@75mA	3Mbaud	-	18m	Audio Jack	-40°C to +85°C	Tip - Tx, Ring - Rx, Sleeve - Ground

LEVELS	MAX DATA RATE	RX/TX LED	CABLE LENGTH	CABLE TERMINATION	TEMPERATURE RANGE	NOTES
3.3V	30Mbps	RX/TX LED**	0.5M	Wire ended	-40°C to +85°C	**In UART Mode Only
5V						
3.3V	12Mbaud	RX/TX LED	18M	Wire ended	-40°C to +85°C	
5V						

¹ adjlogic threshold level (from external supply)

* All cables are powered from the host USB port, except TTL-232RG-VIP-WE
 All cables use FTDI royalty free drivers - available on Windows, MAC, Linux, and WinCE
 All cables FCC/CE approved * Custom cable options on request subject to MOQ/NRE

About FTDI Chip



FTDI Chip develops innovative silicon solutions that enhance interaction with the latest in global technology. The major objective from the company is to 'bridge technologies' in order to support engineers with highly sophisticated, feature-rich, robust and simple-to-use product platforms. These platforms enable creation of electronic designs with high performance, few peripheral component requirements, low power budgets and minimal board real estate.

FTDI Chip's long-established, continuously expanding Universal Serial Bus (USB) product line boasts such universally recognized product brands as the ubiquitous R-Chip, X-Chip, Hi-Speed and SuperSpeed USB 3.0 series. In addition to both host and bridge chips, it includes highly-integrated system solutions with built-in microcontroller functionality. The company's Embedded Video Engine (EVE) graphic controllers each pack display, audio and touch functionality onto a single chip. The unique, streamlined approach utilised by these ICs allow dramatic reductions in the

development time and bill-of-materials costs involved in next generation Human Machine Interface (HMI) implementation. FTDI Chip also provides families of highly-differentiated, speed-optimised microcontroller units (MCUs) with augmented connectivity features, specifically designed with compatibility to its USB and Display product lines in mind. These MCUs are targeted at key applications where they can add value with their superior processing performance and high levels of operational efficiency.

FTDI Chip is a fab-less semiconductor company, partnered with the world's leading foundries. The headquarter is located in Glasgow, UK and is supported with research and development facilities in Glasgow, Singapore and Taipei (Taiwan) plus regional sales and technical support sites in Glasgow, Taipei, Tigard (Oregon, USA) and Shanghai (China).

For more information go to: www.ftdichip.com



www.youtube.com/FTDIChip



www.facebook.com/FTDIDesignMadeEasy



[@FTDIChip](https://twitter.com/FTDIChip)

FTDI CHIP GLOBAL LOCATIONS

Europe, Middle East, Africa

Unit 1, 2 Seaward Place,
Centurion Business Park,
Glasgow G41 1HH,
UK

Tel: +44 (0) 141 429 2777
Fax: +44 (0) 141 429 2758

E-mail (Sales):
sales1@ftdichip.com

E-mail (Support):
support1@ftdichip.com

Americas

7130 SW Fir Loop,
Tigard,
OR 97223-8160,
USA

Tel: +1 (503) 547 0988
Fax: +1 (503) 547 0987

E-mail (Sales):
us.sales@ftdichip.com

E-mail (Support):
us.support@ftdichip.com

China

Room 1103,
No. 666 West Huaihai Road,
Shanghai, 200052,
China

Tel: +86 (0) 21 6235 1596
Fax: +86 (0) 21 6235 1595

E-mail (Sales):
cn.sales@ftdichip.com

E-mail (Support):
cn.support@ftdichip.com

Asia/Pacific

2F, No. 516, Sec.1,
NeiHu Road,
Taipei 114,
Taiwan ROC

Tel: +886-2-8797 1330
Fax: +886-2-8751 9737

E-mail (Sales):
tw.sales1@ftdichip.com

E-mail (Support):
tw.support1@ftdichip.com