




APPLICABLE STANDARD					
RATING	OPERATING TEMPERATURE RANGE	-55 °C TO 85 °C ⁽¹⁾	STORAGE TEMPERATURE RANGE	-10 °C TO 60 °C ⁽²⁾	
	VOLTAGE	50 V AC	OPERATING HUMIDITY RANGE	RELATIVE HUMIDITY 95 % RH MAX. ⁽³⁾	
	CURRENT	0.3 A	STORAGE HUMIDITY RANGE	40 °C TO 70 °C ⁽²⁾	
SPECIFICATIONS					
ITEM	TEST METHOD		REQUIREMENTS	QT	AT
CONSTRUCTION					
GENERAL EXAMINATION	VISUALLY AND BY MEASURING INSTRUMENT.		ACCORDING TO DRAWING.	x	x
MARKING	CONFIRMED VISUALLY.			x	x
ELECTRIC CHARACTERISTICS					
CONTACT RESISTANCE	100 mA (DC OR 1000 Hz).		60 mΩ MAX.	x	—
INSULATION RESISTANCE	100 V DC		100 MΩ MIN.	x	—
VOLTAGE PROOF	150 V AC FOR 1 min.		NO FLASHOVER OR BREAKDOWN.	x	x
MECHANICAL CHARACTERISTICS					
INSERTION AND WITHDRAWAL FORCE	MEASURED BY APPLICABLE CONNECTOR.		INSERTION FORCE: 48 N MAX. WITHDRAWAL FORCE: 5.2 N MIN.	x	—
MECHANICAL OPERATION	50 TIMES INSERTIONS AND EXTRACTIONS.		① CONTACT RESISTANCE: 70 mΩ MAX. ② NO DAMAGE, CRACK AND LOOSENESS OF PARTS.	x	—
VIBRATION	FREQUENCY 10 TO 55 Hz, SINGLE AMPLITUDE : 0.75 mm, AT 10 CYCLES FOR 3 DIRECTIONS.		① NO ELECTRICAL DISCONTINUITY OF 1 μs. ② NO DAMAGE, CRACK AND LOOSENESS OF PARTS.	x	—
SHOCK	490 m/s ² , DURATION OF PULSE 11 ms AT 3 TIMES FOR 3 DIRECTIONS.			x	—
ENVIRONMENTAL CHARACTERISTICS					
DAMP HEAT (STEADY STATE)	EXPOSED AT 40±2 °C, 90 ~ 95 %, 96 h.		① CONTACT RESISTANCE: 70 mΩ MAX. ② INSULATION RESISTANCE: 100 MΩ MIN.	x	—
RAPID CHANGE OF TEMPERATURE	TEMPERATURE-55→+15~+35→+85→+15~+35°C TIME 30 → 2 ~ 3 → 30 → 2 ~ 3 min. UNDER 5 CYCLES.		③ NO DAMAGE, CRACK AND LOOSENESS OF PARTS.	x	—
DRY HEAT	EXPOSED AT 85 °C, 96h.		① CONTACT RESISTANCE: 70 mΩ MAX.	x	—
COLD	EXPOSED AT -55 °C, 96h.		② NO DAMAGE, CRACK AND LOOSENESS OF PARTS.	x	—
CORROSION SALT MIST	EXPOSED IN 5 % SALT WATER SPRAY FOR 48 h.		① CONTACT RESISTANCE: 70 mΩ MAX. ② NO HEAVY CORROSION.	x	—
SULPHUR DIOXIDE	EXPOSED IN 10 PPM FOR 96 h. (TEST STANDARD: JIS C 0090)			x	—
RESISTANCE TO SOLDERING HEAT	1) REFLOW SOLDERING : 250 °C MAX, : 220 °C MIN, FOR 60 s 2) SOLDERING IRONS : 360 °C, FOR 5 s		NO DEFORMATION OF CASE OF EXCESSIVE LOOSENESS OF THE TERMINAL.	x	—
SOLDERABILITY	SOLDERED AT SOLDER TEMPERATURE, 240°C, FOR IMMERSION DURATION, 3 s.		A NEW UNIFORM COATING OF SOLDER SHALL COVER A MINIMUM OF 95 % OF THE SURFACE BEING IMMersed.	x	—
	COUNT	DESCRIPTION OF REVISIONS	DESIGNED	CHECKED	DATE
					
REMARK ⁽¹⁾ TEMPERATURE RISE INCLUDED WHEN ENERGIZED. ⁽²⁾ THIS STORAGE INDICATES A LONG-TERM STORAGE STATE FOR THE UNUSED PRODUCT BEFORE THE BOARD MOUNTED. ⁽³⁾ NO DEW CONDENSATION IS PERMITTED.			APPROVED	HS. OKAWA	07.03.22
			CHECKED	HS. OZAWA	07.03.22
			DESIGNED	KT. DOI	07.03.22
Unless otherwise specified, refer to JIS C 5402.			DRAWN	TS. MIYAKI	07.03.19
Note QT:Qualification Test AT:Assurance Test X:Applicable Test			DRAWING NO.		ELC4-151960-21
	SPECIFICATION SHEET		PART NO.	FX10A-80P/8-SV1 (91)	
	HIROSE ELECTRIC CO., LTD.		CODE NO.	CL570-0101-0-91	 1/1