



■ Features

- Interchangeable AC plugs (plug kit sold sperately)
- Universal AC input / Full range
- No load power consumption < 0.075W
- **Energy efficiency Level VI**
- Comply with EISA 2007/DoE and EU ErP
- Class II power (without earth pin)
- Protections: Short circuit / Overload / Over voltage
- Pass LPS
- Fully enclosed plastic case
- LED indicator for power on
- 2 years warranty

■ Applications

- Consumer electronic devices
- Telecommunication devices
- Office facilities
- Industrial equipments

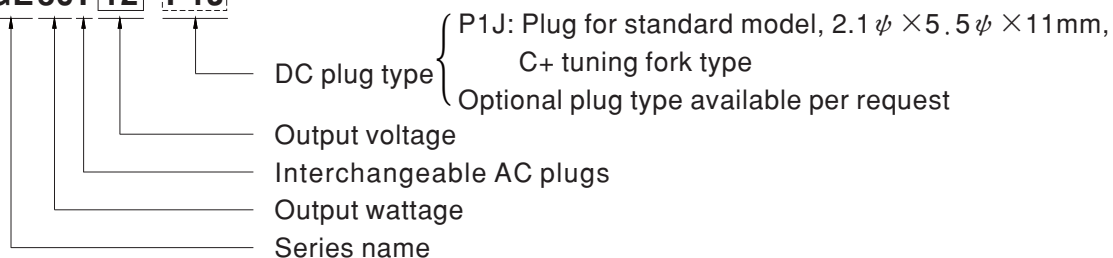
■ Description

GE30 is a highly reliable, 30W wall-mounted style single-output green adaptor series, which is compact and convenient for carry. This product is equipped with an interchangeable AC plug (4 types, including European type, USA type, U.K. type and Australian type) that makes it very suitable for businessmen to use in the major countries around the globe. GE30 is a class II power unit (without FG), accepting the input range from 90VAC to 264VAC that it can satisfy the demands for various types of electrical devices.





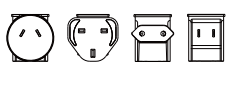
With the working efficiency up to 87% and the extremely low no-load power consumption below 0.075W, GE30 is compliant with the latest USA energy regulation EISA 2007/DoE(Level VI) and EU ErP. The supreme feature allows the adaptor to save the energy when it is under either the operating mode or the standby mode. The entire series is approved for international safety regulations; moreover, it adopts the 94V-0 flame retardant plastic case that it can effectively prevent users from electric hazard.

■ Model Encoding

GE30I 12 -P1J



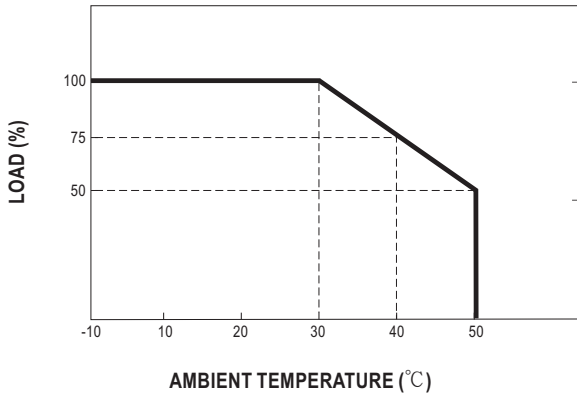
Interchangeable AC plug specifically for GE series

| TYPE |  |  |  |  |  |
|-----------|---|---|---|---|---|
| | Australian type | U.K type | European type | US type | Mix four type |
| ORDER NO. | AC plug-AU | AC plug-UK | AC plug-EU | AC plug-US | AC plug-MIX |

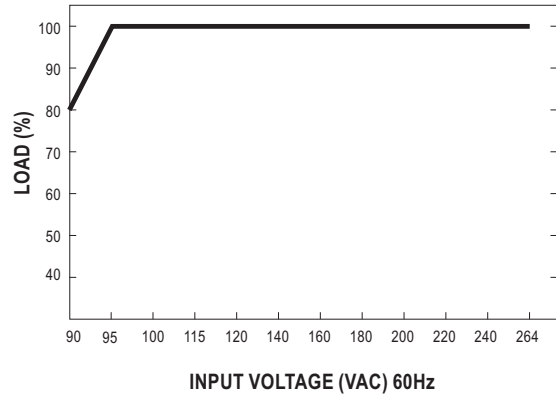
SPECIFICATION

| POWER SUPPLY MAIN BODY ORDER NO. | GE30I12-P1J | GE30I15-P1J | GE30I18-P1J | GE30I24-P1J | |
|---------------------------------------|---|--|-------------|-------------|-----------|
| OUTPUT | SAFETY MODEL NO. | GE30I12 | GE30I15 | GE30I18 | GE30I24 |
| | DC VOLTAGE <small>Note.2</small> | 12V | 15V | 18V | 24V |
| | RATED CURRENT | 2.5A | 2A | 1.66A | 1.25A |
| | CURRENT RANGE | 0 ~ 2.5A | 0 ~ 2A | 0 ~ 1.66A | 0 ~ 1.25A |
| | RATED POWER (max.) | 30W | 30W | 30W | 30W |
| | RIPPLE & NOISE (max.) <small>Note.3</small> | 120mVp-p | 150mVp-p | 180mVp-p | 240mVp-p |
| | VOLTAGE TOLERANCE <small>Note.4</small> | ±3.0% | ±3.0% | ±3.0% | ±3.0% |
| | LINE REGULATION <small>Note.5</small> | ±1.0% | ±1.0% | ±1.0% | ±1.0% |
| | LOAD REGULATION <small>Note.6</small> | ±3.0% | ±3.0% | ±3.0% | ±3.0% |
| SETUP, RISE, HOLD UP TIME | 4000ms, 100ms, 30ms / 230VAC 4000ms, 100ms, 10ms / 115VAC at full load | | | | |
| INPUT | VOLTAGE RANGE <small>Note.7</small> | 90 ~ 264VAC 135 ~ 370VDC | | | |
| | FREQUENCY RANGE | 47 ~ 63Hz | | | |
| | EFFICIENCY (Typ.) | 84% | 86% | 87% | 87% |
| | AC CURRENT | 0.7A / 100VAC 0.4A / 230VAC | | | |
| | INRUSH CURRENT (max.) | COLD START 40A / 100VAC 80A / 230VAC | | | |
| LEAKAGE CURRENT (max.) | 0.25mA / 240VAC | | | | |
| PROTECTION | OVERLOAD | 110% ~ 200% rated output power Protection type : Hiccup mode, recovers automatically after fault condition is removed | | | |
| | OVER VOLTAGE | 115% ~ 135% rated output voltage Protection type : Clamp by zener diode | | | |
| ENVIRONMENT | WORKING TEMP. | -10 ~ +50°C (Refer to "Derating Curve") | | | |
| | WORKING HUMIDITY | 20% ~ 90% RH non-condensing | | | |
| | STORAGE TEMP., HUMIDITY | -20 ~ +85°C, 10 ~ 95% RH | | | |
| | TEMP. COEFFICIENT | ±0.03% / °C (0 ~ 30°C) | | | |
| VIBRATION | 10 ~ 500Hz, 2G 10min./1cycle, period for 60min. each along X, Y, Z axes | | | | |
| SAFETY & EMC <small>(Note. 8)</small> | SAFETY STANDARDS | UL60950-1, CSA C22.2, TUV EN60950 -1, AS/NZS 60950.1, CCC GB4943 approved | | | |
| | WITHSTAND VOLTAGE | I/P-O/P:4242VDC | | | |
| | ISOLATION RESISTANCE | I/P-O/P:100M Ohms / 500VDC / 25°C / 70% RH | | | |
| | EMC EMISSION | Compliance to EN55022, EN61000-3-2,3, FCC part15, GB9254 class B, GB17625.1 | | | |
| | EMC IMMUNITY | Compliance to EN61000-4-2,3,4,5,6,8,11, light industry level, criteria A | | | |
| OTHERS | LIFE | 2 years : 100% load 30°C, 8 hours / day | | | |
| | MTBF | 100Khrs min. MIL-HDBK-217F (25°C) | | | |
| | DIMENSION | 81*43*40.5mm (L*W*H) | | | |
| | PACKING | 134g ; 50pcs / 8.4kg / CARTON | | | |
| DC OUTPUT CONNECTOR | PLUG | See page 3 ; Other type available by customer requested | | | |
| | CABLE | See page 3 ; Other type available by customer requested | | | |
| NOTE | <p>1.All parameters are specified at 230VAC input, rated load, 25°C 70% RH ambient.</p> <p>2.DC voltage: The output voltage set at point measure by plug terminal & 50% load.</p> <p>3.Ripple & noise are measured at 20MHz by using a 12" twisted pair terminated with a 0.1uf & 47uf capacitor.</p> <p>4.Tolerance: includes set up tolerance, line regulation, load regulation.</p> <p>5.Line regulation is measured from low line to high line at rated load.</p> <p>6.Load regulation is measured from 10% to 100% rated load</p> <p>7.Derating may be needed under low input voltage. Please check the derating curve for more details.</p> <p>8.The power supply is considered as an independent unit, but the final equipment still need to re-confirm that the whole system complies with the EMC directives. For guidance on how to perform these EMC tests, please refer to "EMI testing of component power supplies." (as available on http://www.meanwell.com)</p> <p>9.Main body unit and AC inlet plug should be ordered separately ; it needs to be used along with any of the AC inlet plug.</p> | | | | |

■ Derating Curve

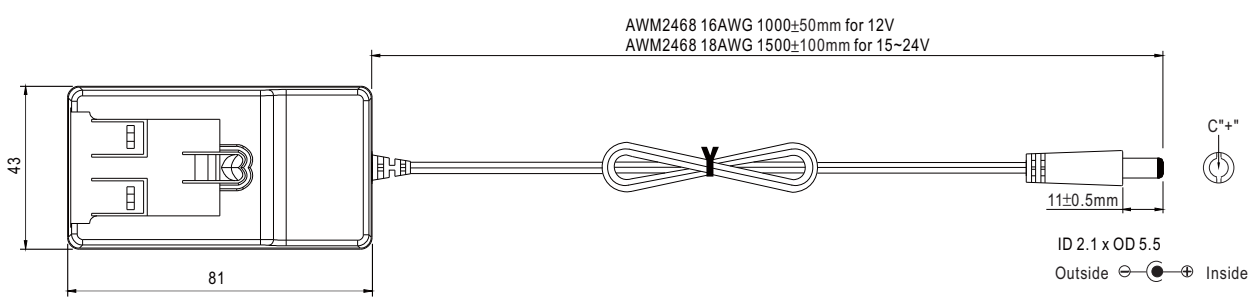
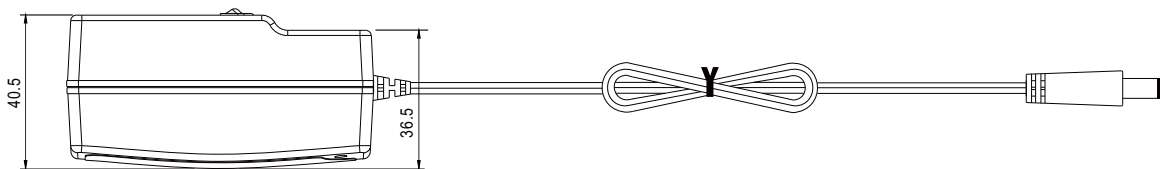


■ Static Characteristics



■ Mechanical Specification

Unit:mm



■ Plug Assignment

Standard plug: P1J

| P1J | |
|--------|--------|
| P/N | OUTPUT |
| CENTER | + |

■ Installation Manual

Please refer to : <http://www.meanwell.com/webnet/search/InstallationSearch.html>