

Electronic housing - ME 45 UT/FE GN - 2909358

Please be informed that the data shown in this PDF Document is generated from our Online Catalog. Please find the complete data in the user's documentation. Our General Terms of Use for Downloads are valid (<http://download.phoenixcontact.com>)




Lower part of housing, fully assembled, with integrated functional earth ground contact, and metal foot catch.

Product Features

- Tool-free mounting
- Large assembly area
- Low design width with a high number of positions
- Recessed labeling areas
- Same PCB geometry for all design widths
- Inflammability class V0 according to UL 94
- Fast mounting on DIN rails according to EN 60715
- Cost savings thanks to easy device production
- Material and part identification embossed on the housing (recyclability)
- Functional earth ground contact (EMC) integrated in the housing base
- Metal foot catch
- Optional BUS connection integrated in the housing, for either parallel or serial contacting
- Electronic components can be partially removed



Key commercial data

Packing unit	1 PCE
Minimum order quantity	10 PCE
GTIN	 4 017918 163310
Custom tariff number	85369010
Country of origin	GERMANY

Technical data

General

Electronic housing - ME 45 UT/FE GN - 2909358

Technical data

General

Housing type	Component housing
Housing material	Polyamide
Color	green

Dimensions / positions

Length	99 mm
Constructional height	114.5 mm
Width	45 mm
Number of positions	32
Number of positions	8

Technical data

Ambient temperature (operation)	-40 °C ... 105 °C
Inflammability class according to UL 94	V0
Power dissipation at 20°C in the horizontal mounting position	8.2 W 16.5 W

Classifications

ETIM

ETIM 2.0	EC001031
ETIM 3.0	EC001031
ETIM 4.0	EC001031
ETIM 5.0	EC001031

UNSPSC

UNSPSC 11	31261501
UNSPSC 12.01	31261501
UNSPSC 13.2	31261501
UNSPSC 6.01	31261501
UNSPSC 7.0901	31261501

eCl@ss

eCl@ss 4.0	27180401
eCl@ss 4.1	27180401
eCl@ss 5.0	27180506
eCl@ss 5.1	27180506
eCl@ss 6.0	27180802
eCl@ss 7.0	27182702

Electronic housing - ME 45 UT/FE GN - 2909358

Approvals

Approvals

Approvals

UL Recognized

Ex Approvals

Approvals submitted

Approval details



Accessories

Accessories

Assembly

Electronic housing - ME 45 UTM GN - 2853404



Intermediate element for modular extension of the volume of the housing in the pitch. The open intermediate element is 22.5 mm wide.

Electronic housing - ME 45 UTMG GN - 2853417



Intermediate element for modular extension of the volume of the housing in the pitch. The closed intermediate element is 22.5 mm wide.

Electronic housing - ME 45 UT/FE GN - 2909358

Accessories

Components of electronic housing - ME-SAS - 2853899



Shield connection clamp for printed circuit terminal block

Electronic housing - ME LPZS - 2906911



PCB stop, for soldering onto PCB

Electronic housing - ME B-22,5 MKDSO GN - 2907143



Filler plugs, for unoccupied terminal points

Electronic housing - ME B-22,5 MSTBO GN - 2907156



Filler plugs, for unoccupied terminal points

Electronic housing - ME MF 17,5 - 2908281



Metal foot catch, for intermediate elements.

Electronic housing - ME 45 UT/FE GN - 2909358

Accessories

Electronic housing - ME MF 17,5 - 2908281

Metal foot catch, for intermediate elements.



Electronic housing - ME 45 UTM GN - 2853404



Intermediate element for modular extension of the volume of the housing in the pitch. The open intermediate element is 22.5 mm wide.

Printed-circuit board connector - FKCT 2,5/ 4-ST - 1909236



Plug component, Nominal current: 12 A, Rated voltage (III/2): 320 V, Number of positions: 4, Pitch: 5 mm, Connection method: Spring-cage conn., Color: green, Contact surface: Tin

Plug/Adapter

Coding star - CR-MSTB - 1734401

Coding section, inserted into the recess in the header or the inverted plug, red insulating material



Coding profile - CP-MSTB - 1734634

Coding profile, is inserted into the slot on the plug or inverted header, red insulating material



Electronic housing - ME 45 UT/FE GN - 2909358

Accessories

Electronic housing - ME FE-CONTACT - 2908294




Functional earth ground contact, for intermediate elements.

Electronic housing - ME FE-CONTACT - 2908294



Functional earth ground contact, for intermediate elements.

Electronic housing - ME LP - 2906908



PCB, for custom fitting, with contact to DIN rail (EN 60715)

Required add-on products

Electronic housing - ME 45 OT-1MSTBO GN - 2709192



Upper part of housing, for COMBICON connection, single-level

Electronic housing - ME 45 OT-MSTBO GN - 2909743



Upper part of housing, double-level, for COMBICON connection, housing width: 45 mm

Electronic housing - ME 45 UT/FE GN - 2909358

Accessories

Electronic housing - ME 45 OT-MKDSO GN - 2909390



Housing upper part, for printed circuit terminal block connection

Upper part of housing - ME 45 OT-MSTBO SET - 2909905

Housing upper part, complete with COMBICON headers and screw plugs for full equipping. 32-pos., housing width: 45 mm



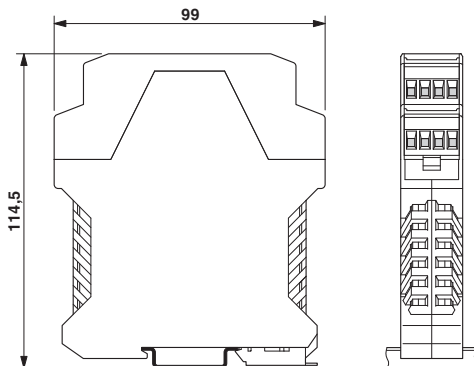
Electronic housing - ME 45 OT-MKDSO SET - 2909345



Housing upper part, complete with PCB termination blocks for full equipping. 32-pos., housing width: 45 mm

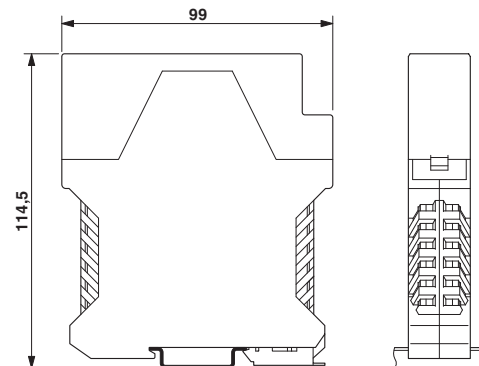
Drawings

Dimensioned drawing



Dimensions of the electronic housing ME... with double-level upper part

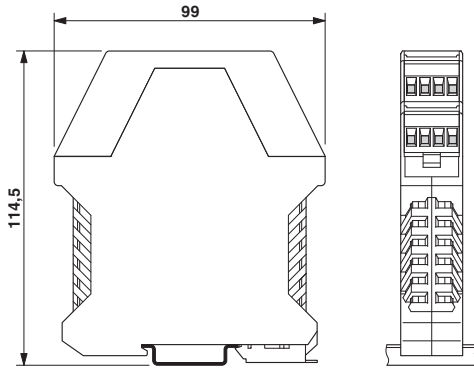
Dimensioned drawing



Dimensions of the electronic housing ME... with single-level upper part

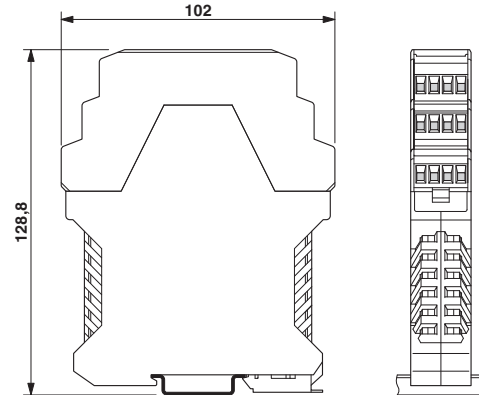
Electronic housing - ME 45 UT/FE GN - 2909358

Dimensioned drawing



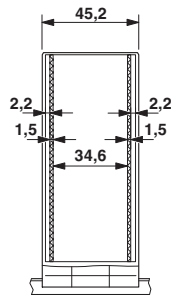
Dimensions of the electronic housing ME... with double-level upper part

Dimensioned drawing



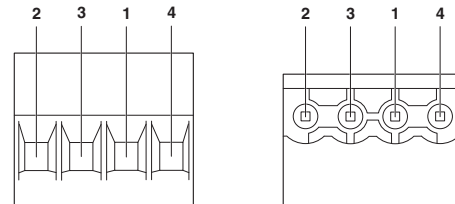
Dimensional drawing of the ME... printed circuit board if the triple-level upper part is used

Dimensioned drawing



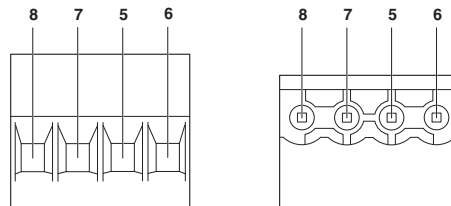
Inner housing dimensions, electronic housing ME 45 ...

Schematic diagram



Pin assignment left

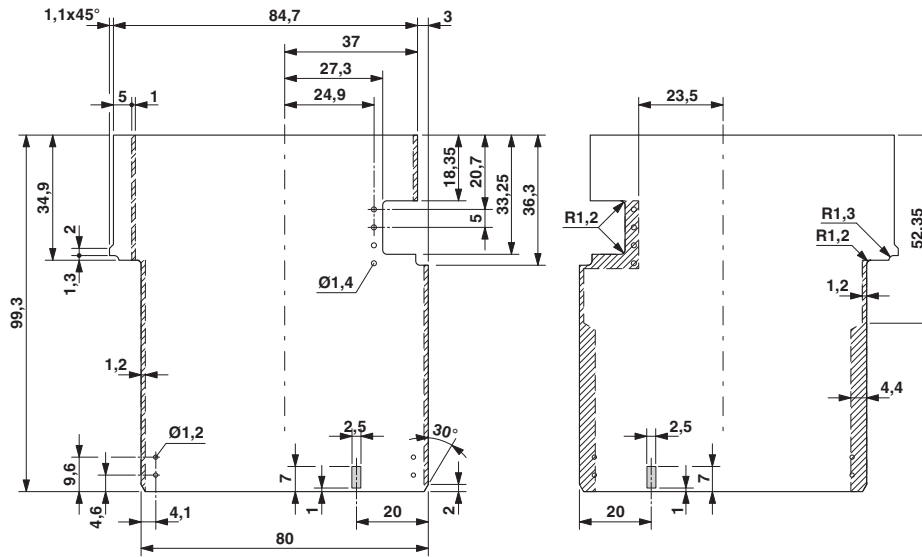
Schematic diagram



Pin assignment right

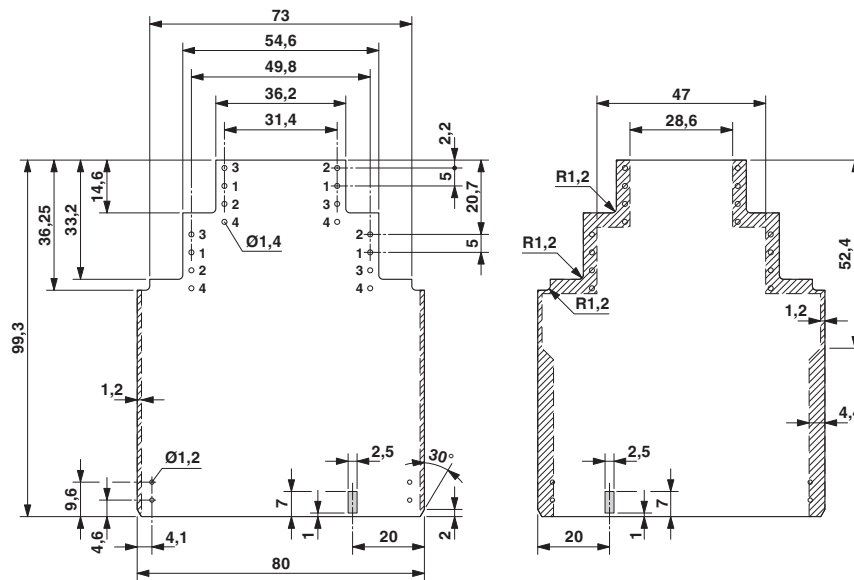
Electronic housing - ME 45 UT/FE GN - 2909358

Dimensioned drawing



Dimensional drawing of the ME... printed circuit board if the single level upper part is used

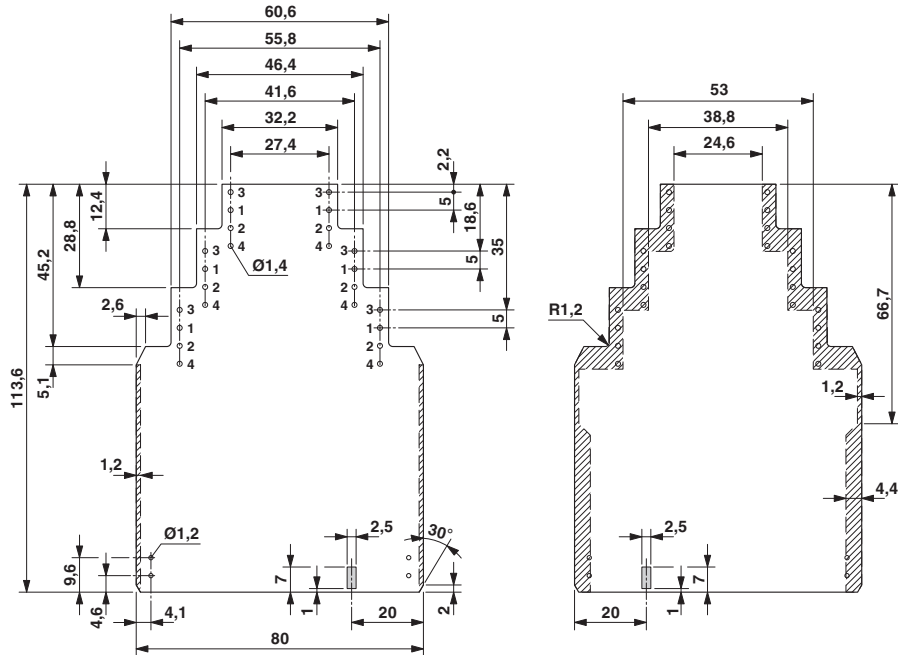
Dimensioned drawing



Dimensional drawing of the ME... printed circuit board if the double level upper part is used

Electronic housing - ME 45 UT/FE GN - 2909358

Dimensioned drawing



Dimensional drawing of the ME... printed circuit board if the triple-level upper part is used