

## SUMMARY



Image is for illustrative purpose only

### # Wires

Low	7
High	0
Coax	0
Triax	0
Quad	0
Fiber	0
Fluidic	0

### Download

[Request a quote](#)

[Catalog](#)

Series	1B
Termination type	Female crimp
IP rating	50
Cable Ø	0.00 - 0.00 mm
Matching parts	FGB.1B.307.CYCD52
Status	
Alternative part	

## TECHNICAL DETAILS

### Mechanics

Shell Style/Model	EE*: Fixed receptacle, nut fixing (back panel mounting)
Keying	2 keys (alpha=60, plug: male contacts, receptacle: female contacts)
Housing Material	Brass (chrome plated) shell and collet nut, nickel plated brass latch sleeve and mid pieces
Cable Fixing	∅ 0 - 0 mm
Variant	

### Performance

Configuration	1B.307 : 7 Low Voltage
Insulator	Y: PEEK for crimp contacts
Rated Current	7 Amps

### Specifications

Contact Type: Crimp
Max. Matings: 5000
Contact Retention: 22 N
Contact Dia.: 0.7 mm (0.028in)
Bucket Dia.: 0.8 mm (0.031in)
Min. Conductor: 0.14 mm <sup>2</sup> (AWG 26)

Max. Conductor: 0.34 mm<sup>2</sup> (AWG 22)  
 R (max): 6.1 mOhm  
 Vtest (contact-shell): 1450 V (AC), 2050 V (DC)  
 Vtest (contact-contact): 1450 V (AC), 2050 V (DC)

## Others

Temp (min / max): -55 °C / +250 °C  
 Humidity (max): <=95% [at 60 deg C / 140 F]  
 Vibration: 15 g [10 Hz - 2000 Hz]  
 Shock Resistance: 100 g [ 6 ms]  
 Salt Spray Corrosion: >1000 hr  
 Climatological Category: 50/175/21  
 Shielding (min): 75 dB (10 MHz)  
 Shielding (min): 40 dB (1 GHz)  
 IP Rating: 50

## DRAWINGS

### Draws



### Dimensions

	A	B	E	L	M	N	P	S1	S2	e
mm.	16	16	6.5	23	3.5	21.1	11	10.5	13	M12x1.0
in.	0,63	0,63	0,26	0,91	0,14	0,83	0,43	0,41	0,51	















## RECOMMENDED BY LEMO

### Tools

Crimp Tool: DPC.91.701.V  
 Crimp settings: AWG/Selector = 22-24-26/6-5-5

Positionner: DCE.91.071.BVM  
 Extractor: DCF.91.070.2LT  
 Replacement contact: EGG.1B.655.ZZM

## Cables

CMN.07.S34.027JGC			
CMN.07.T22.055PGCE	PVC	GREY	
CMN.07.T22.055PGZE		Grey	
CMN.07.T22.055PNCE	PVC	Black	
CMN.07.T22.055PNZE			
CMN.07.T26.037QGZE	TPR (medical)	Grey	
CMN.07.T28.044PGCE	PVC	GREY	
CMN.07.T28.044PGZE		Grey	
CMN.07.T28.044PNCE	PVC	Black	
CMN.07.T28.044PNZE			
007 041	PVC	Grey	
007 050	PVC	Black	
070 140	PVC	Grey	
270 250	PVC	Grey	
717 920	PVC	Grey	
CTR.75.030.121875G	PVC	Grey	