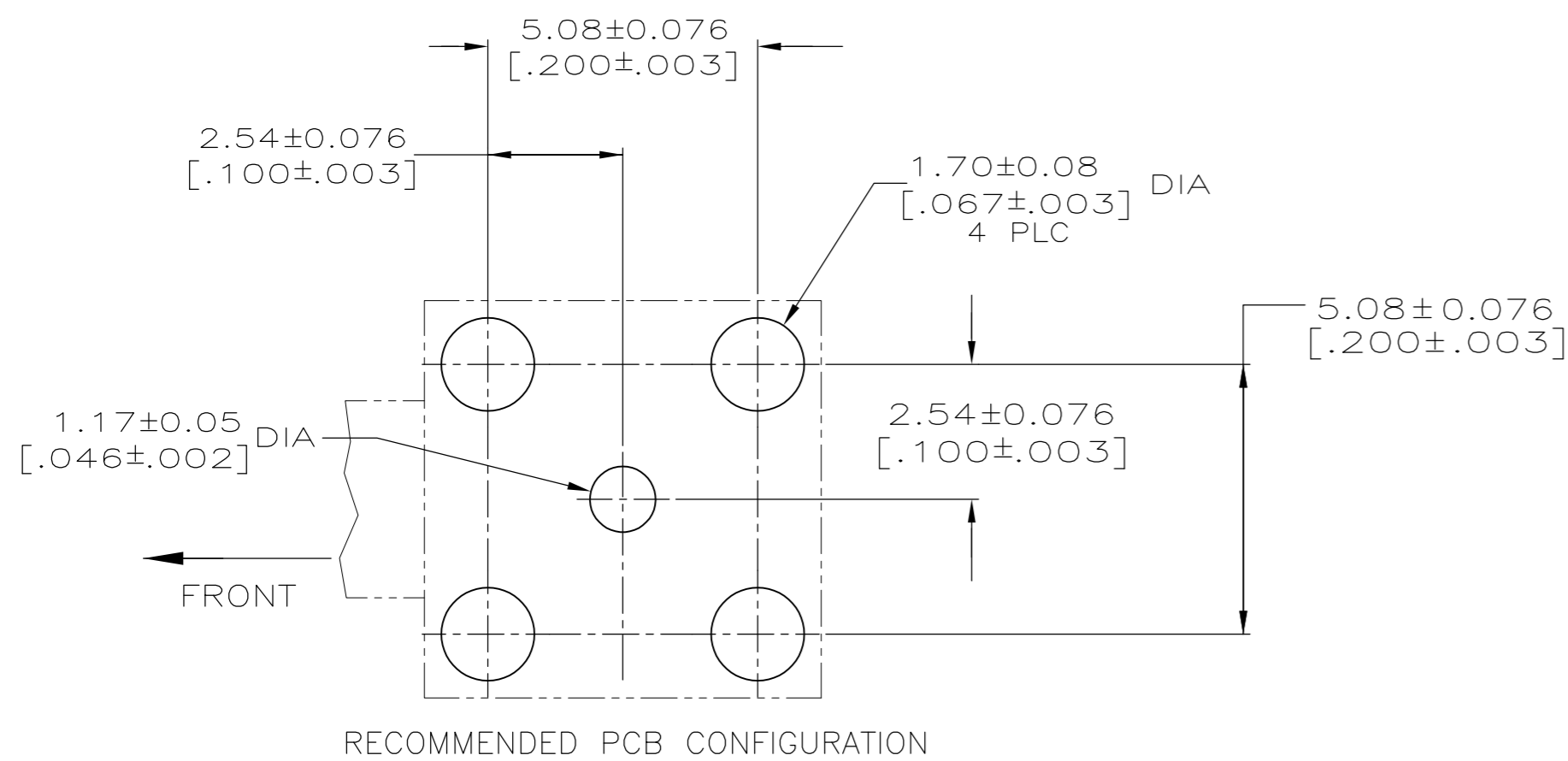
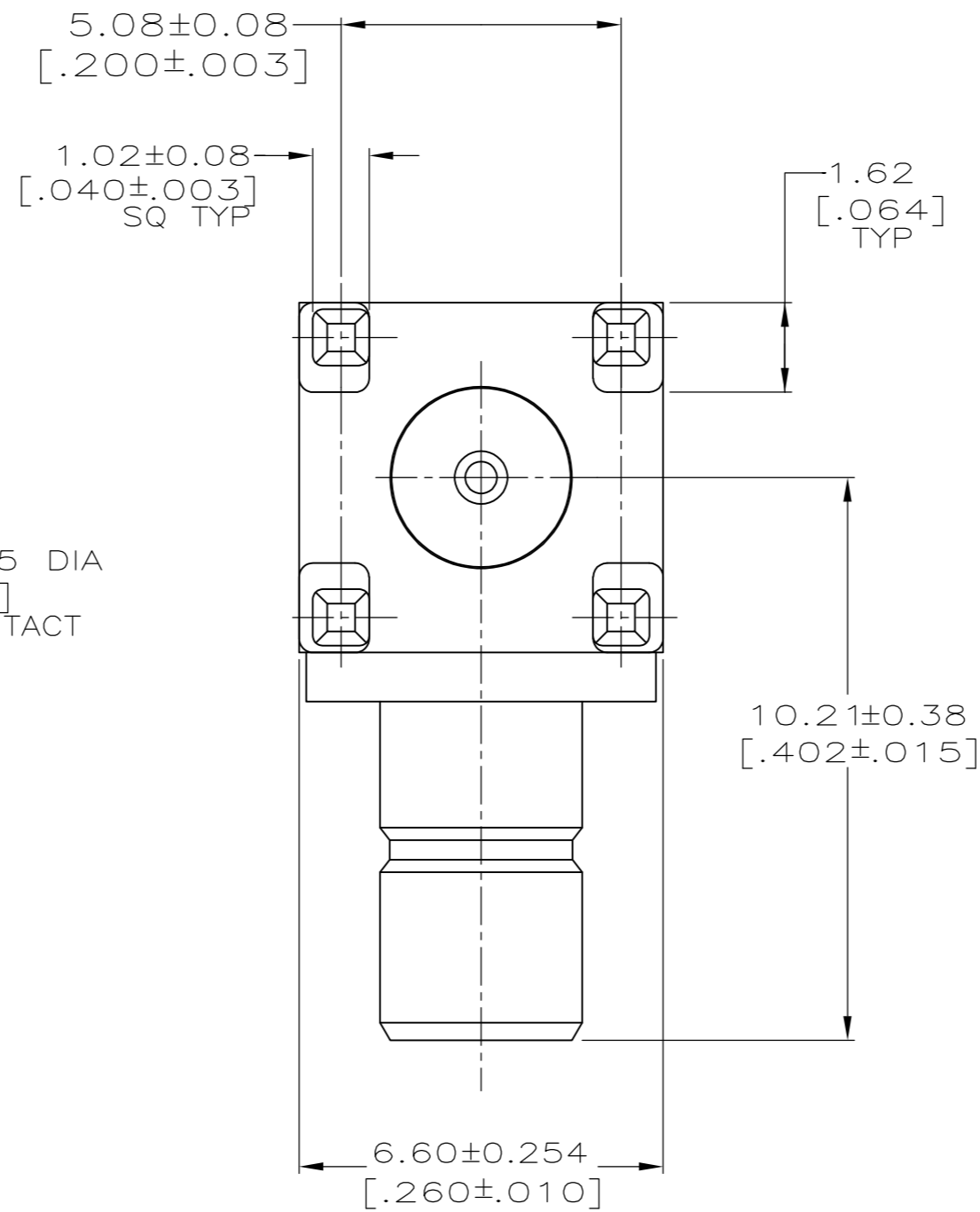
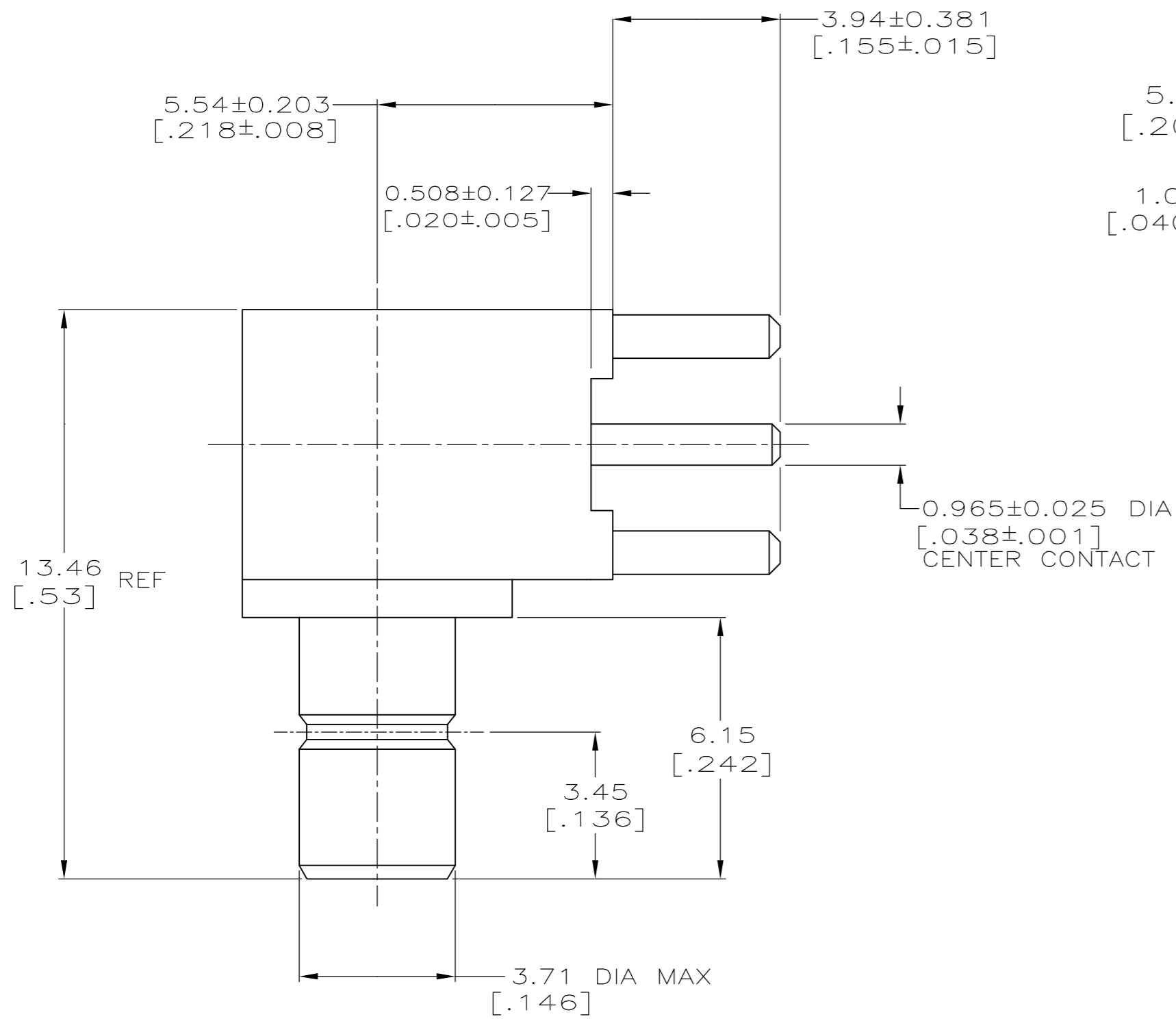


THIS DRAWING IS UNPUBLISHED. RELEASED FOR PUBLICATION  
 © COPYRIGHT - By - ALL RIGHTS RESERVED.

LOC		DIST		REVISIONS			
P	LTR	DESCRIPTION		DATE	DWN	APVD	
AJ	17	D1	ECR-12-005726	27MAR12	RK	MY	



- 1 MATERIALS:  
 BODY(LEG): ZINC ALLOY (ZAMAK 3).  
 BODY(FRONT): BRASS PER QQ-B-262.  
 CENTER CONTACT: BRASS PER QQ-B-626.  
 INSULATORS: PTFE PER ASTM-D-1710.  
 END CAP: BRASS PER QQ-B-626.
- 2 FINISH  
 CENTER CONTACT: GOLD PLATE PER MIL-G-45204.  
 BODY(LEG): TIN PLATE PER ASTM-B-545.  
 BODY(FRONT): ELECTROLESS NICKEL PER MIL-C-26074.  
 END CAP: NICKEL PLATE PER QQ-N-290.
3. INTERFACE PER MIL-C-39012.

414337-1  
 PART NUMBER

THIS DRAWING IS A CONTROLLED DOCUMENT.		DWN	3/10/92	<b>TE</b> TE Connectivity	
DIMENSIONS: mm [INCHES]		CHK	G. MICHAEL 4/6/92		
TOLERANCES UNLESS OTHERWISE SPECIFIED:		APVD	-	NAME JACK,RTANG,SMB/PCB	
0 PLC	± -	PRODUCT SPEC	-	SIZE	A2
1 PLC	± -	APPLICATION SPEC	-	CAGE CODE	00779
2 PLC	± .25 [.010]			DRAWING NO	C=414337
3 PLC	± .13 [.005]			RESTRICTED TO	-
4 PLC	± -				
ANGLES	± -				
MATERIAL	1	WEIGHT	-	SCALE	8:1
FINISH	2	CUSTOMER DRAWING		SHEET	1 of 1
				REV	D1