

Four & Seven Port Industrial USB Hubs

UHR204 & UHR304, UHR207 & UHR307

B+B SMARTWORX

Powered by

ADVANTECH

www.advantech-bb.com



PRODUCT FEATURES

- 4 kV Isolation (UHR304, UHR307)
- High Retention USB Port Connectors
- Rugged Metal Case
- Wide Operating Temperature (-40 to 80°C)
- USB 2.0 – Refer to Specification Table
- Heavy Industrial EMC Specifications

Models UHR204, UHR304, UHR207 and UHR307 are industrial-grade four and seven-port USB hubs. Models UHR304 and UHR307 include 4 kV isolation.

These hubs are designed and tested to meet heavy industrial EMC specifications allowing operation where standard office-grade hubs fail – such as near variable frequency drives, motor control centers, welding and other large electrical loads.

High retention USB connectors hold standard USB cables tight and are perfect for high vibration applications – requiring up to 3.2 lbs-force to disconnect them.

4 kV isolation (UHR304, UHR307) between the upstream and downstream USB ports protects expensive equipment from dangerous ground loops and helps ensure data integrity.

These USB hubs are powered from an external 10 to 30 VDC source. Two power connectors are provided – terminal block or threaded/lockable barrel plug. (Refer to ordering information for power supply recommendation.) Each downstream port provides up to 500 mA of power to connected USB devices.

ORDERING INFORMATION

MODEL NUMBER	DOWNSTREAM PORTS	UPSTREAM PORTS	ISOLATION?
UHR204	4	1	-
UHR304	4	1	4kV
UHR207	7	1	-
UHR307	7	1	4kV

ACCESSORIES

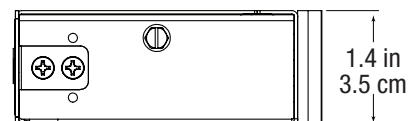
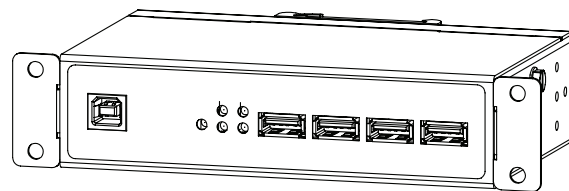
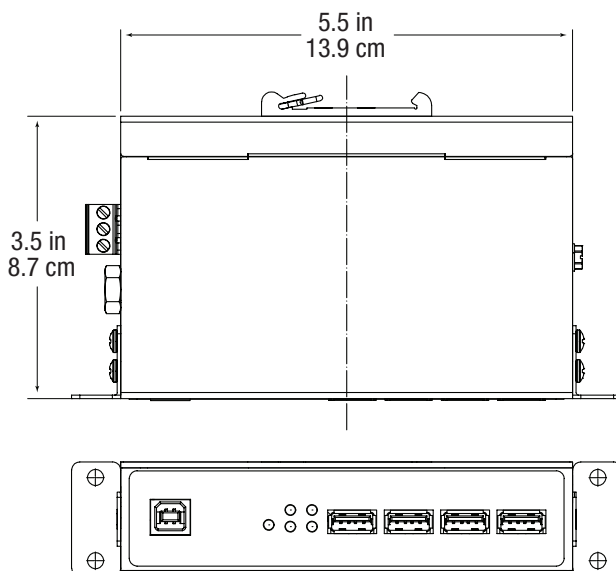
PS12VLB-INT-MED - Power Supply 12VDC, Medical Grade - US, EU, UK Blades

MDR-20-24 - DIN Rail Mount Power Supply 24VDC, 1.0A

USBAMB-3F - Type A Male to Type B Male, 3 ft. (0.9 m) (Grey)

USBAMB-6F - Type A Male to Type B Male, 6 ft. (1.8 m) (Grey)

MECHANICAL DIAGRAM - UHR204, UHR304



All product specifications are subject to change without notice.

UHRx04 & UHRc07_1217ds

Four & Seven Port Industrial USB Hubs

UHR204 & UHR304, UHR207 & UHR307



SPECIFICATIONS

USB INTERFACE	
Standards	USB 1.1 & 2.0
Upstream Port	(1) Type B Female – High Retention
Downstream Ports	(7) Type A Female – High Retention (UHR207, UHR307) (4) Type A Female – High Retention (UHR204, UHR304)
Speed	12 Mbps (UHR304, UHR307) 480 Mbps (UHR204, UHR207) Multi-transaction Translator, 1 per port
Isolation	4 kV – Upstream to Downstream (UHR304, UHR307)
Surge Protection	+/- 0.5 kV DC Ports, +/- 1 kV Signal Ports
ESD	15 kV Air, 8 kV Contact
High Retention	USB ports require 15 N (3.2 lbs-force) withdrawal force using standard USB cable
POWER	
Source	External - required for UHR304, UHR307, UHR207 Bus Powering - optional for UHR204
Power Connector	Terminal Block or Threaded Barrel Jack
Input Voltage	10 to 30 VDC
Power	16 Watts (UHR304, UHR204) 30 Watts (UHR307, UHR207)
Power TB	3 Position, 5.08 mm Spacing, 28-12 AWG, Solid Wire
Barrel Jack	Locking / Threaded, 5.5 mm, Center Positive
Downstream Power	500 mA per port
INDICATORS	
Power	Green LED
Port Ready	Green LED

MECHANICAL	
Dimensions	20.3x12.1x3.49 cm (8 x 4.75 x 1.38 in)
Enclosure	IP 30, Metal
Weight	1.4 lbs – 0.64 kilograms
Mean Time Before Failure (MTBF)	UHR304 - 190999 Hours UHR204 - 211773 Hours UHR307 - 143330 Hours UHR207 - 151173 Hours
MTBF Calc. Method	MIL 217F Parts Count Reliability
ENVIRONMENTAL	
Operating Temperature	-40 to 80 °C 0 to 40 °C when using wall plug power supply
Storage Temperature	-40 to 85 °C
Operating Humidity	0 to 95% Non-condensing
APPROVALS/CERTIFICATIONS	
Emissions	FCC Class B, CE EN55022 + AC: Information Technology Equipment - Radio Disturbance Characteristics - Limits & Methods of Measurements 2004/108/EU - Electromagnetic Compatibility Directive 2011/65/EU - Reduction of Hazardous Substances Directive EN61000-6-2 (Heavy Industrial) EN61000-4-2 (ESD) +/- 8kV contact, +/- 15 kV air EN61000-4-3 (RI) 10 V/m, 80-1000 Mhz; 3 V/m 1.3 to 2.7 GHz EN61000-4-4 (EFT Burst) +/- 2kV DC ports; +/- 1 kV signal ports EN61000-4-5 (Surge) +/- 2 kV com; +/- 1 kV differential EN61000-4-6 (CI) 10 Vrms, 0.15 to 80 MHz EN61000-4-8 (Magnetic) 10 A/m, 50 Hz & 60 Hz
Other	IEC60068-2-27 (Shock) IEC60068-2-6 (Vibration) IEC60068-2-32 (Drop)
UL	Class 1 Division 2 Listed File: E245458

MECHANICAL DIAGRAM - UHR207, UHR307

