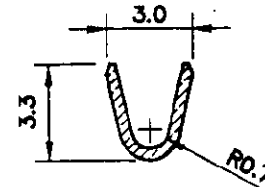
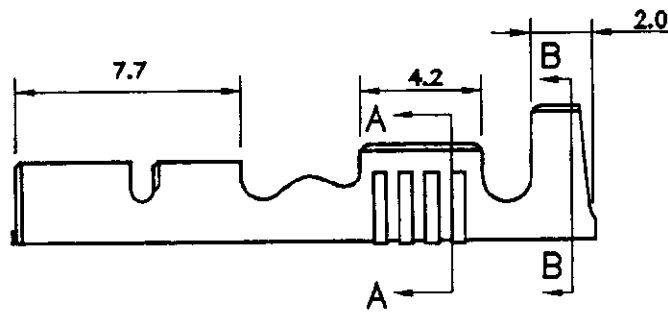
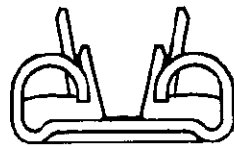
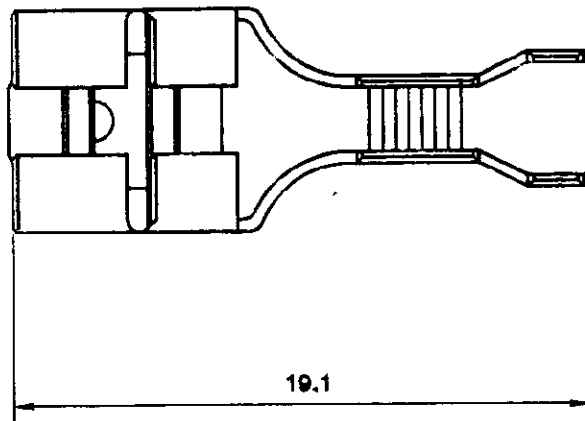
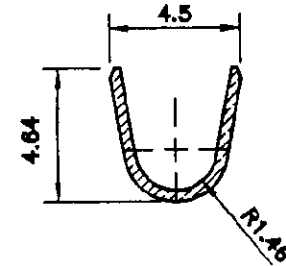


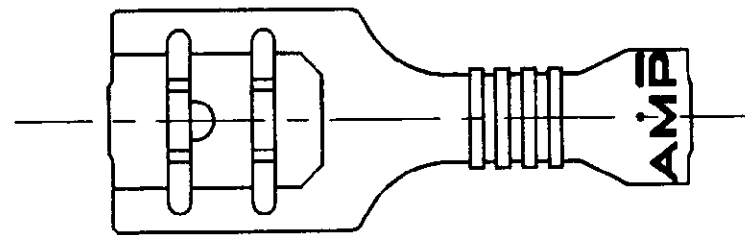
DRAWING MADE IN THIRD ANGLE PROJECTION



SECTION A-A



SECTION B-B



NOTE 1:
THE FIRST INSERTION SHALL NOT BE MORE THAN 45N
2:
ALL OTHER SPECIFICATIONS ARE IN COMPLIANCE TO AS3169.

3 OBSOLETE PARTS: OBSOLETE CIS STREAMLINING PER D.RENAUD/D.SINISI

3 OBSOLETE

CONTROLLED

WIRE RANGE: 0.5-1.5 sq mm

INSULATION RANGE: #2.29-3.3 mm

-	PRE TIN	BRASS	190713-7
-	TIN PLATED	BRASS	190713-4
REMARKS	FINISH	MATERIAL	PART No

SIZE 0.4±0.013x19.3±0.05

DATE 25/01/95 CHK VK
DR RP APP BL 8.141

AMP Australia AMP Pty. Limited
Hobart Avenue, CHELSEA VIC 3192

RECEPTACLE, FASTON, LOW INSERTION FORCE, 0.250

SCALE AS 4:1 or SHOWN SIZE A3 DWG No. C-190713 SHEET 1 OF 1 REV A1

A1	REVISED PER ECO-09-022178	AEG	21SEP09
A	ECN FA 00 0003 95	BL	17/3/95
P	F	LTR	REVISION RECORD
APP	DATE		

CUSTOMER DRAWING

ORIGINAL

THIS INFORMATION IS CONFIDENTIAL AND DISCLOSED TO YOU ON CONDITION THAT NO FURTHER DISCLOSURE IS MADE BY YOU TO OTHER THAN AMP PERSONNEL WITHOUT WRITTEN AUTHORIZATION FROM AUSTRALIAN AMP

8

7

6

5

f

4

3

2

1