


APPLICABLE STANDARD					
RATING	OPERATING TEMPERATURE RANGE	-35 °C TO +85°C (NOTE1)	STORAGE TEMPERATURE RANGE	-10 °C TO +60°C (NOTE3)	
	OPERATING HUMIDITY RANGE	20% TO 80% (NOTE2)	STORAGE HUMIDITY RANGE	40% TO 70% (NOTE3)	
	VOLTAGE	50 V AC/DC	UL· VOLTAGE	29 V AC/DC	
	CURRENT	AWG26 : 1.5A AWG28 : 1.5A AWG30 : 1.0A AWG32 : 0.8A AWG34 : 0.5A	C-UL RATING 	CURRENT	AWG28-26 : 1.5A AWG30-34 : 1.0A
	APPLICABLE CONNECTOR	DF57H-5P-1.2V(##)		OPERATING TEMPERATURE RANGE	-35 °C TO +75°C (NOTE1)
APPLICABLE CONTACT	DF57-****SCF				

SPECIFICATIONS

ITEM	TEST METHOD	REQUIREMENTS	QT	AT
------	-------------	--------------	----	----

CONSTRUCTION

GENERAL EXAMINATION	VISUALLY AND BY MEASURING INSTRUMENT.	ACCORDING TO DRAWING.	X	X
MARKING	CONFIRMED VISUALLY.		X	X

ELECTRIC CHARACTERISTICS

INSULATION RESISTANCE	100 V DC.	100 MΩ MIN.	X	—
VOLTAGE PROOF	500 V AC FOR 1 min.	NO FLASHOVER OR BREAKDOWN.	X	—

MECHANICAL CHARACTERISTICS

MECHANICAL OPERATION	30 TIMES INSERTION AND EXTRACTION.	NO DAMAGE, CRACK OR LOOSENESS OF PARTS.	X	—
VIBRATION	FREQUENCY 10 TO 55 Hz, SINGLE AMPLITUDE 0.75 mm, AT 10 CYCLES FOR 3 DIRECTION.	NO DAMAGE, CRACK OR LOOSENESS OF PARTS.	X	—
SHOCK	490 m/s ² DURATION OF PULSE 11 ms AT 3 TIMES FOR 3 DIRECTIONS.		X	—

ENVIRONMENTAL CHARACTERISTICS


DAMP HEAT(STEADY STATE)	EXPOSED AT 40 ± 2°C , 90 TO 95 %, 96 h. (AFTER LEAVING THE ROOM TEMPERATURE FOR 1-2h.)	① INSULATION RESISTANCE: 100 MΩ MIN. ② NO DAMAGE, CRACK OR LOOSENESS OF PARTS.	X	—
RAPID CHANGE OF TEMPERATURE	TEMPERATURE -55°C→ +85°C TIME 30min→ 30min UNDER 5 CYCLES. (THE TRANSFERRING TIME OF THE TANK IS 2-3 min) (AFTER LEAVING THE ROOM TEMPERATURE FOR 1-2h.)	① INSULATION RESISTANCE: 100 MΩ MIN. ② NO DAMAGE, CRACK OR LOOSENESS OF PARTS.	X	—

REMARKS

NOTE 1: INCLUDE THE TEMPERATURE RISING BY CURRENT.


NOTE 2:NO CONDENSING

NOTE 3:APPLY TO THE CONDITION OF LONG TERM STORAGE FOR UNUSED PRODUCTS BEFORE PCB ON BOARD, AFTER PCB BOARD, OPERATING TEMPERATURE AND HUMIDITY RANGE IS APPLIED FOR INTERIM STORAGE DURING TRANSPORTATION.

	COUNT	DESCRIPTION OF REVISIONS	DESIGNED	CHECKED	DATE
	1	DIS-H-008817	TS. KUMAZAWA	TS. FUKUSHIMA	14. 06. 13

Unless otherwise specified, refer to IEC 60512.	APPROVED	KI. AKIYAMA	12. 05. 21
	CHECKED	HK. UMEHARA	12. 05. 21
	DESIGNED	TS. KUMAZAWA	12. 05. 21
	DRAWN	TS. KUMAZAWA	12. 05. 21

Note QT:Qualification Test AT:Assurance Test X:Applicable Test	DRAWING NO.	ELC4-344725-00
--	-------------	----------------

HRS	SPECIFICATION SHEET	PART NO.	DF57AH-5S-1. 2C
	HIROSE ELECTRIC CO., LTD.	CODE NO.	CL666-0110-0-00  1/1