


# Slide-In Low Profile SIM

9162-400



- Six position Slide-In SIM
- Low Profile – 0.70mm to SIM base
- Side bracket to add solder security
- SIM guidance using the side walls

## APPLICATIONS

- Cellular Phones
- Radios

## FEATURES AND BENEFITS

- SMT Slide-In SIM
- Molded in high temperature LCP
- 0.38 $\mu$ m Gold on contact surface and gold flash on contact tails
- 1.60mm connector height
- Tape & Reel packaging

## ELECTRICAL

- Current Rating: 0.3 Amp / Contact
- Voltage Rating: 15 VAC

## ENVIRONMENTAL

- Operating Temperature: -55°C to +70°C

## MECHANICAL

- Insulator Material: High Temperature Plastic; UL94 V-O
- Contact Material: Copper Alloy
- Plating: Gold over Nickel
- Durability: 10,000 Cycles

## HOW TO ORDER

**00**

Prefix

**9162**

Series

**006**

Number of  
Contacts

**40**

SIM Type

40 = SMT Slide-in SIM

**1**

Contact Plating

1 = 0.38 $\mu$ m Gold on Contact Surface and Gold Flash on Solder Tails. Underplated 1.27 $\mu$ m Nickel.

**070**

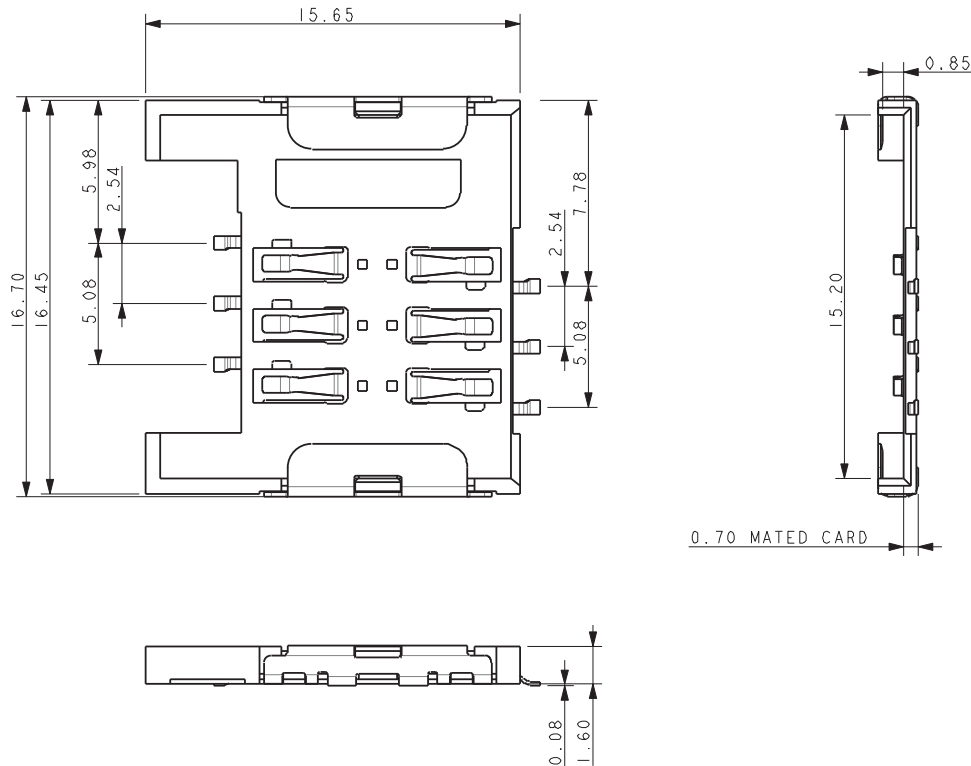
SIM Height

070 = 0.70mm on SIM Card  
1.60mm on Connector

# Slide-In Low Profile SIM

9162-400

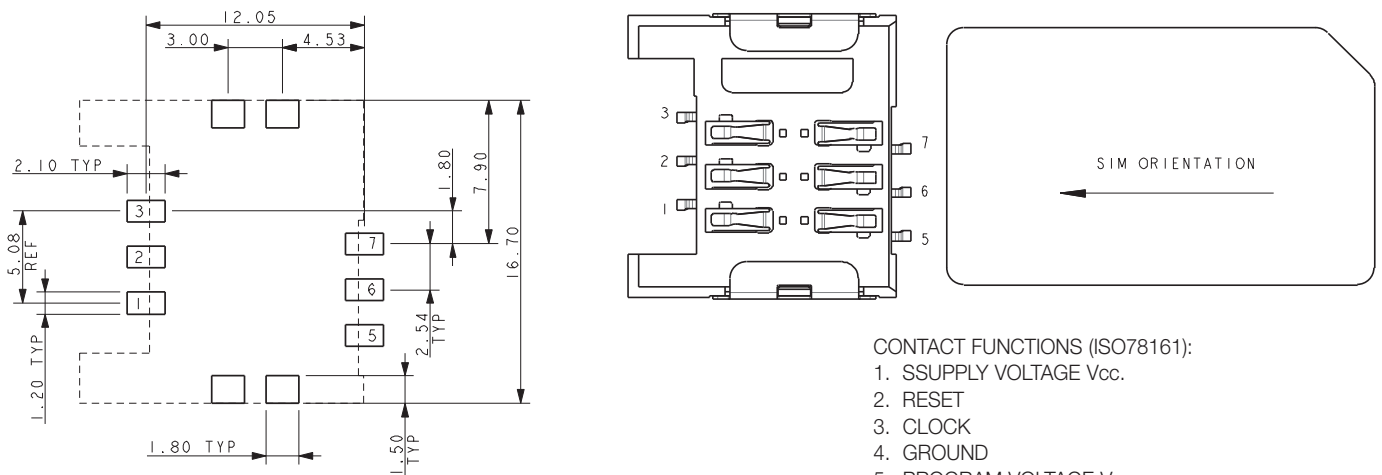
## CONNECTOR DETAILS



### NOTES:

1. DIMENSIONS SHOWN ARE REFERENCED DIMENSIONS.
2. INSULATOR MATERIAL: LCP, UL94 V-O, COLOR BLACK.
3. CONTACT MATERIAL: PHOSPHOR BONZE.
4. CONTACT PLATING: NICKEL ALL OVER, GOLD ON CONTACT, GOLD FLASH ON TAILS.
5. PADS: NICKEL PLATED STAINLESS STEEL, PURE TIN PLATING.
6. COPLANARITY OF PADS 0.10 MAXIMUM.
7. FOR FULL PRODUCT SPECIFICATION REFER TO ELCO SPEC 201-01-112.

## SUGGESTED PCB LAYOUT



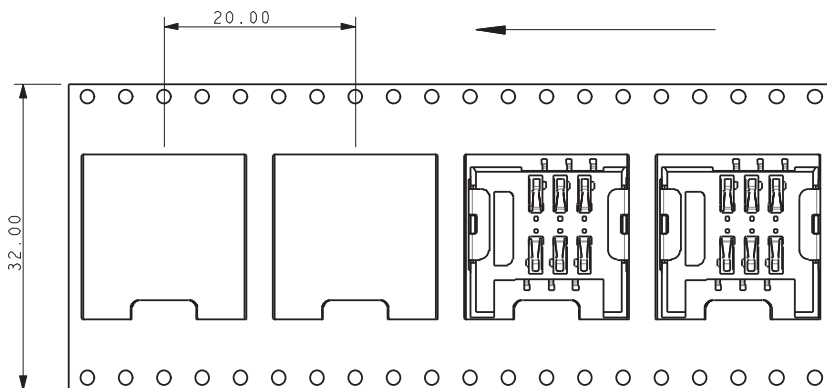
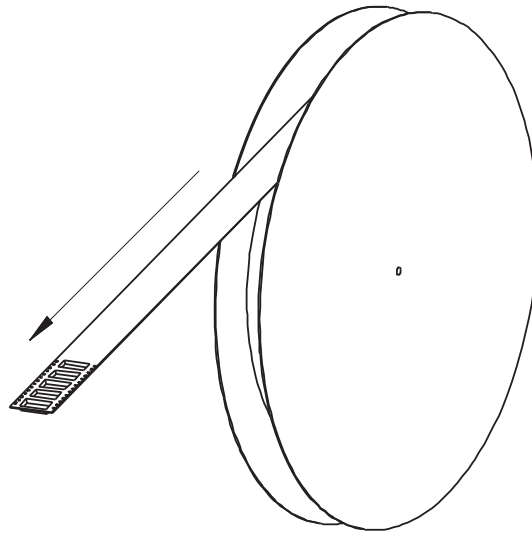
### CONTACT FUNCTIONS (ISO78161):

1. SSUPPLY VOLTAGE  $V_{cc}$ .
2. RESET
3. CLOCK
4. GROUND
5. PROGRAM VOLTAGE  $V_{pp}$ .
6. I/O

# Slide-In Low Profile SIM

9162-400

## PACKING DETAILS



NOTES:

1. TO BE PACKED IN TAPE AND REEL.
2. 1000 PIECES ON A 330MM REEL.
3. COMPONENT DIRECTION AS SHOWN.