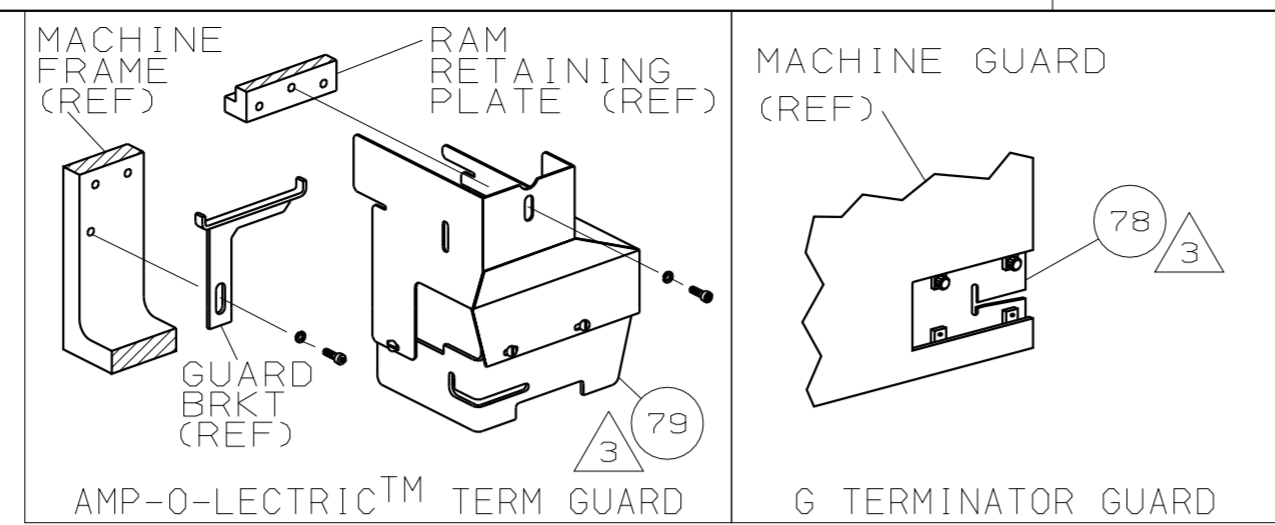
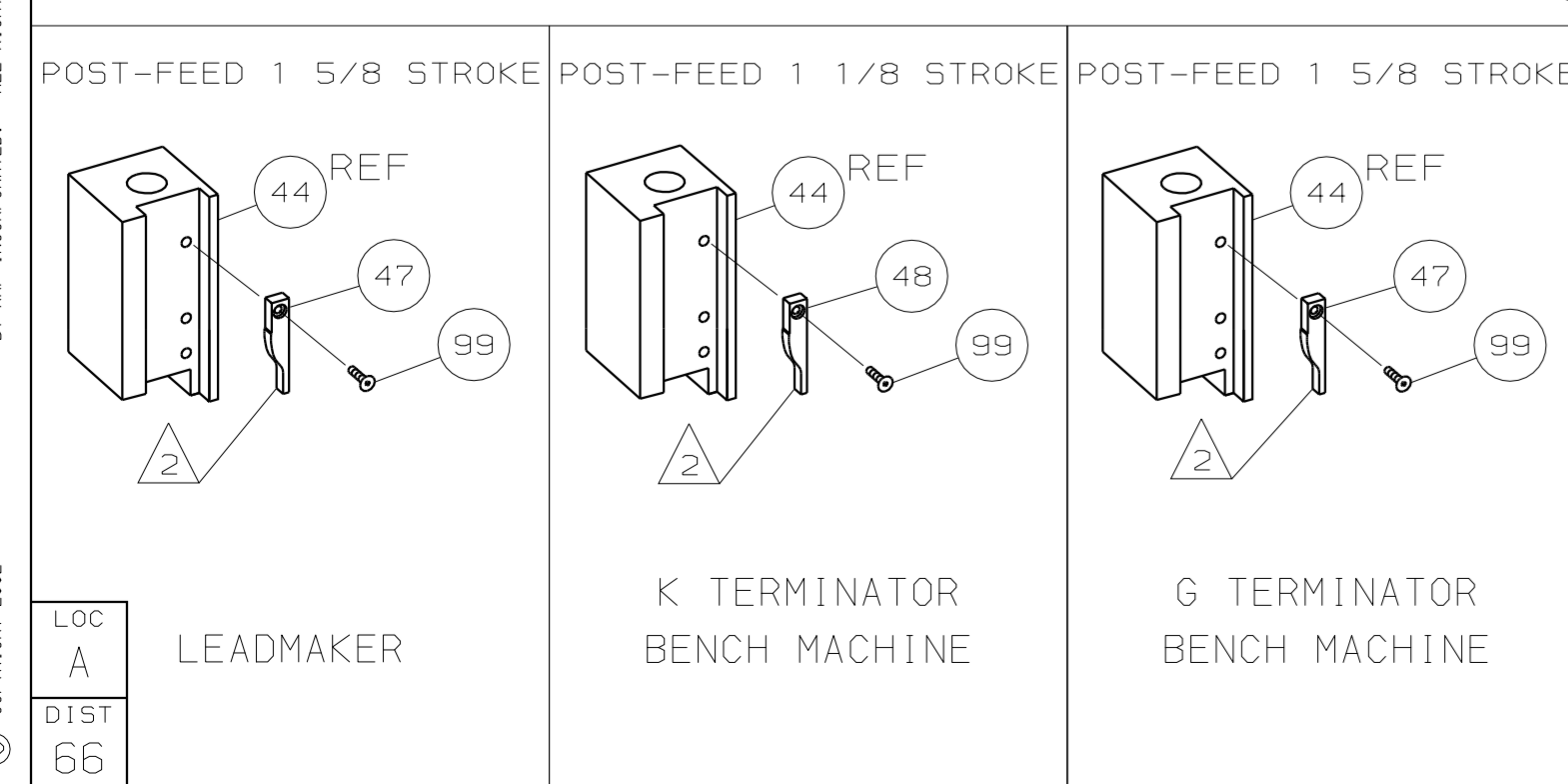
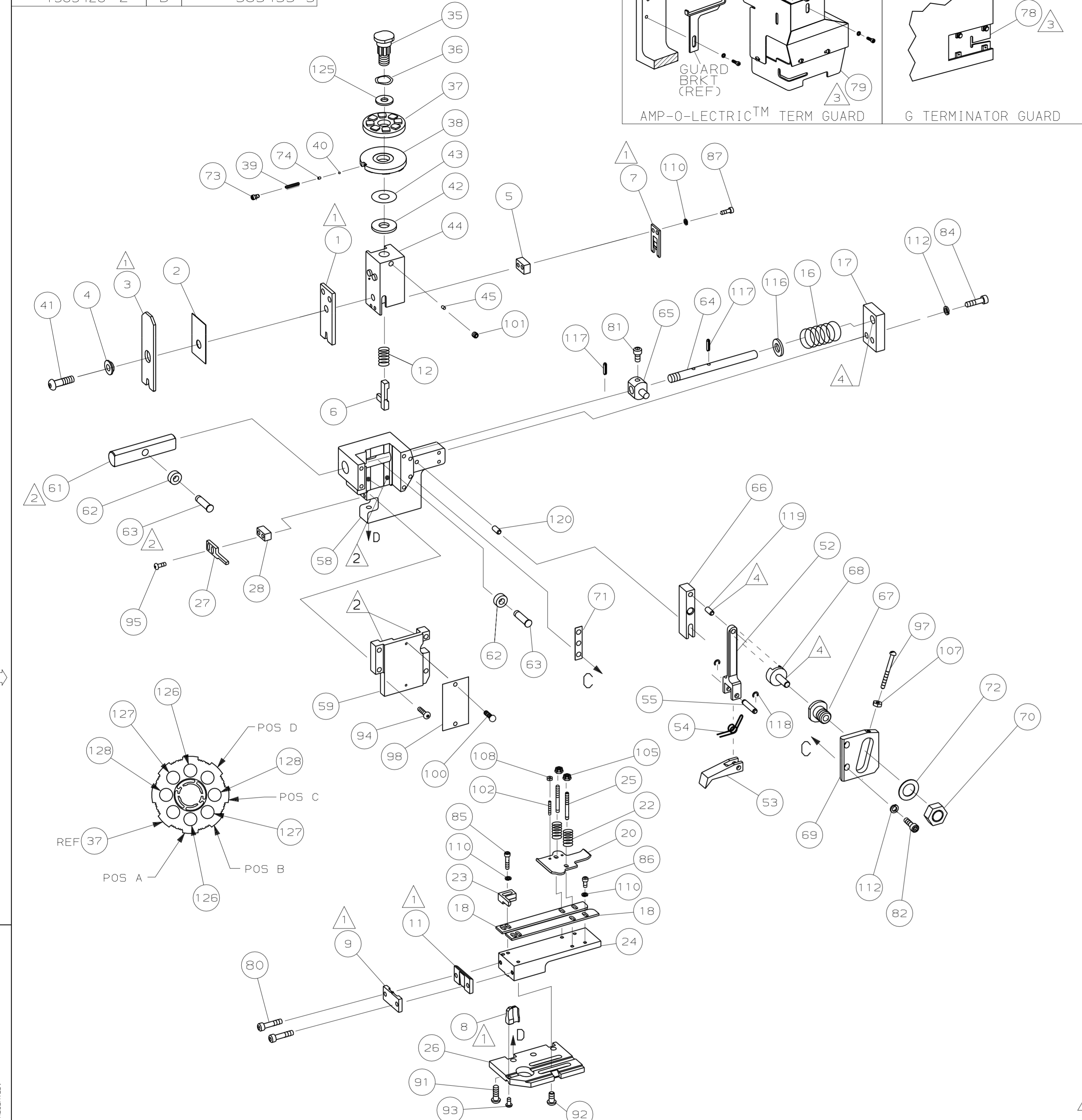


PART NUMBER	REV	FIRST USED
1385428-1	B	122500-1
1385428-2	B	565435-5



TERMINAL NAME: TERMINAL						
AMP PN	MFR PN	GROTE-HARTMAN TERMINAL		AMP CRIMP SPECS		
1572107	26313.213.01	TPAD LTR	CRIMP HEIGHT	WIRE SIZE		
		A	.062 ±.002 [1.57 ±0.05mm]	16		
		B	.054 ±.002 [1.37 ±0.05mm]	18		
		C	.048 ±.002 [1.22 ±0.05mm]	20		
		D	NOT	USED		
CRIMP	SIZE	TYPE	RANGE			
WIRE	.070 [1.78mm]	F	20-16			
INSUL	.120 [3.05mm]	F	.100 MAX			
WIRE STRIP LENGTH	TERM APPL	SPEC	FEED	APPL INSTRUCTION	SET UP GAGE	LAYOUT
.167-.183	NONE		.706	408-8039	458638-1	L2670

-1	LEADMAKER & BENCH MODEL G		MECH POST FEED			
-2	BENCH MODEL K		MECH POST FEED			
REF	REF	-	A	22594-8	NUT, HEX	70
REF	REF	-	B	240628-1	PLATE, ADJ	69
REF	REF	-	B	240626-1	SHAFT, PIVOT	68
REF	REF	-	B	240633-1	BUSHING	67
REF	REF	-	A	455680-1	LEVER, INTERMEDIATE	66
REF	REF	-	B	240629-1	BLOCK, PIVOT	65
REF	REF	-	A	240632-2	SCR, ADJ	64
REF	REF	-	B	240659-3	PIN, CAM ROLLER	63
REF	REF	-	B	240658-1	CAM, ROLLER	62
REF	REF	-	B	454398-1	ROD, FEED	61
						60
REF	REF	-	C	454220-1	CAP, RAM	59
REF	REF	-	D	453736-1	HOUSING	58
						57
						56
REF	REF	-	B	240624-1	PIN, FEED FINGER	55
REF	REF	-	B	691499-1	SPRING, FEED FINGER	54
REF	REF	-	B	240635-1	FINGER, FEED	53
REF	REF	-	B	240634-3	LEVER, TERMINAL	52
						51
						50
						49
1	-	-	B	690501-3	CAM, POST FEED 1 1/8 ST	48
-	1	-	B	690501-4	CAM, POST-FEED 1 5/8 ST	47
						46
1	1	-	A	690191-1	PLUG, NYLON	45
1	1	-	C	455674-1	RAM	44
1	1	-	A	690125-1	WASHER, LAMINATED	43
1	1	-	A	690124-1	WASHER, RAM	42
1	1	-	A	7-21002-9	BOLT, CRIMPER (5/16-24x1.00)	41
1	1	-	A	23241-6	BALL, STEEL	40
1	1	-	A	690170-1	SPRING, COMPRESSION	39
1	1	-	C	1-690142-1	DISC, INSULATION	38
1	1	-	D	354777-1	WIRE DISC, PLASTIC	37
1	1	-	A	22480-5	WASHER, SPRING	36
1	1	-	B	690212-1	POST, RAM	35
						34
						33
1	1	-	D	458980-2	APPLICATOR, BASIC (SUB ASSY)	32
						31
						30
						29
1	1	-	B	3-690451-2	SPACER, STRIPPER	28
1	1	-	A	240639-1	STRIPPER	27
REF	REF	-	C	455676-1	PLATE, BASE	26
2	2	-	A	22354-8	DRAG, STUD	25
1	1	-	B	458803-1	PLATE, STRIP GUIDE	24
1	1	-	C	240825-1	PLATE, STRIP HOLD DOWN	23
2	2	-	A	4-22281-1	SPRING, DRAG	22
						21
1	1	-	A	454177-1	DRAG, STOCK	20
						19
2	2	-	C	454204-1	GUIDE, STRIP (FRONT)	18
REF	REF	-	A	454178-1	GUIDE, FEED ROD	17
REF	REF	-	A	4-22284-9	SPRING, FEED RETURN	16
						15
						14
						13
1	1	-	A	23846-1	SPRING, HOLD DOWN	12
1	1	-	B	1-240833-0	PLATE, REAR SHEAR	11
						10
1	1	-	B	2-690482-7	PLATE, FRONT SHEAR	9
1	1	-	D	8-461295-9	ANVIL	8
1	1	-	B	690474-4	BLADE, SLUG	7
1	1	-	D	455892-1	HOLD DOWN, TERMINAL	6
1	1	-	C	4-240641-0	SPACER, SLUG BLADE	5
1	1	-	B	238009-1	SPACER, BLOCK CRIMPER	4
1	1	-	C	1-456134-8	CRIMPER, INSULATION	3
1	1	-	B	455888-6	SPACER, CRIMPER	2
1	1	-	C	1-456404-8	CRIMPER, WIRE	1



- 1 RECOMMENDED SPARE PARTS.
- 2 GREASE LIGHTLY.
- 3 GUARD MUST BE IN PLACE WHEN OPERATING APPLICATOR IN A BENCH MACHINE.
- 4 LUBRICATE DAILY USING NO. 20 MACHINE OIL.
- 5. ITEMS WITH QTY OF REF SPECIFIED (EXCEPT ITEMS 78 AND 79) ARE USED ON ITEM 32.
- 6 ITEM 78 USED WITH G TERMINATOR ONLY.

QTY	REF	AMP PN	MFR PN	DESCRIPTION	ITEM NO		
2		2	-	C	3-354779-2	PIN, WIRE DISC (.3150)C	129
2		2	-	C	2-354779-0	PIN, WIRE DISC (.3090)B	127
2		2	-	C	354779-2	PIN, WIRE DISC (.3000)A	126
1		1	-	A	986950-1	WASHER, FLAT PRECISION	125
1		1	-	A	217238-1	GENERAL INSTRUCTION PACKAGE	124
1		1	-	-	4088039	EF APPL INST 408-8039	123
							122
							121
REF	REF	-	A	1-21030-7	PIN, DOWEL (Ø.187x1.50)HSG	120	
REF	REF	-	A	1-21030-1	PIN, DOWEL (Ø.187x.50)LEVER	119	
REF	REF	-	A	21045-3	RING, RET "C" (Ø.187)FD PIN	118	
REF	REF	-	A	5-21028-1	PIN, STD SPRING (Ø.12)FD ADJ ROD	117	
REF	REF	-	A	21899-4	WASHER, FLAT (Ø5/16)SCR ADJ	116	
						115	
						114	
						113	
REF	REF	-	A	21024-5	WASHER, LOCK (NO.10)FD ROD GDE	112	
						111	
7	7	-	A	21024-4	WASHER, LOCK (NO.8)SHEAR BL	110	
						109	
2	2	-	A	21018-4	NUT, HEX (4-40)DRAG	108	
REF	REF	-	A	21018-5	NUT, HEX (6-32)FD ADJ PL	107	
						106	
2	2	-	A	21022-2	NUT, HEX SL (8-32)DRAG STUD	105	
						104	
						103	
2	2	-	A	2-21006-6	SCR, SKT SET (4-40x.62)DRAG	102	
1	1	-	A	21009-2	SCR, SKT SET (1/4-20x.25)RAM	101	
2	2	-	A	21017-2	SCR, DRIVE (#2x.19)ID PLATE	100	
1	1	-	A	1-21002-7	SCR, BHC (6-32x.38)CAM	99	
1	1	-	B	461264-1	PLATE, IDENTIFICATION	98	
REF	REF	-	A	6-23715-5	SCR, PAN HD (6-32x1.50)FEED ADJ	97	
						96	
2	2	-	A	2-21002-2	SCR, BHC (8-32x.50)STRIPPER	95	
REF	REF	-	A	2-21002-9	SCR, BHC (10-32x.75)HSG CAP	94	
1	1	-	A	22733-8	SCR, BHC (8-32x.38 LW)ANVIL	93	
4	4	-	A	3-21002-3	SCR, BHC (1/4-20x.50)ST GD PL	92	
REF	REF	-	A	2-22733-8	SCR, BHC (1/4-20x.62)BASE PL	91	
						90	
						89	
						88	
2	2	-	A	2-21000-6	SCR, SHC (8-32x.50)SLUG BLADE	87	
3	3	-	A	2-21000-5	SCR, SHC (8-32x.25)STRIP GUIDE	86	
2	2	-	A	2-21000-8	SCR, SHC (8-32x.62)R STRIP GUIDE	85	
REF	REF	-	A	3-21000-7	SCR, SHC (10-32x.75)FEED ROD GDE	84	
						83	
REF	REF	-	A	3-21000-6	SCR, SHC (10-32x.62)FEED ADJ PL	82	
REF	REF	-	A	3-21000-4	SCR, SHC (10-32x.38)PIVOT BLOCK	81	
2	2	-	A	2-21002-9	SCR, SHC (10-32x.75)SHEAR PL	80	
REF	-	-	A	455745-1	GUARD, WINDOW	79	
-	REF	-	A	679532-1	INSERT, GUARD	78	
						77	
						76	
						75	
1	1	-	A	690603-1	SPRING, ASSIST	74	
1	1	-	A	23030-1	SCR, SKT CAP (6-32x.25)CP DSC	73	
REF	REF	-	A	458109-1	WASHER, FLAT (SPECIAL)	72	
REF	REF	-	A	690517-1	SPACER	71	
						70	
						69	
						68	
						67	
						66	
						65	
						64	
						63	
						62	
						61	
						60	
						59	
						58	
						57	
						56	
						55	
						54	
						53	
						52	
						51	
						50	
						49	
						48	
						47	
						46	
						45	
						44	
						43	
						42	
						41	
						40	
						39	
						38	
						37	
						36	
						35	
						34	
						33	
						32	
						31	
						30	
						29	
						28	
						27	
						26	
						25	
						24	
						23	
						22	
						21	
						20	
						19	
						18	
						17	
						16	
						15	
						14	
						13	
						12	
						11	
						10	
						9	
						8	
						7	
						6	
						5	
						4	
						3	
						2	
						1	

QTY	REF	AMP PN	MFR PN	DESCRIPTION	ITEM NO	
-2	-1	U/M	DWG SIZE	PART NO	DESCRIPTION	ITEM NO
QTY RECD PER ASSY						PARTS LIST
DIMENSIONS IN INCHES. DO NOT SCALE PRINT.						MATL
TOLERANCES UNLESS OTHERWISE SPECIFIED:						HT TR
2 PLC DEC ±						FIN
3 PLC DEC ±						
4 PLC DEC ±						
ANGLES ±						
SURF TEXTURE: ✓						
REMOVE BURRS, BREAK SHARP EDGES R.015 MAX						
DR B.HIGMAN 30M						