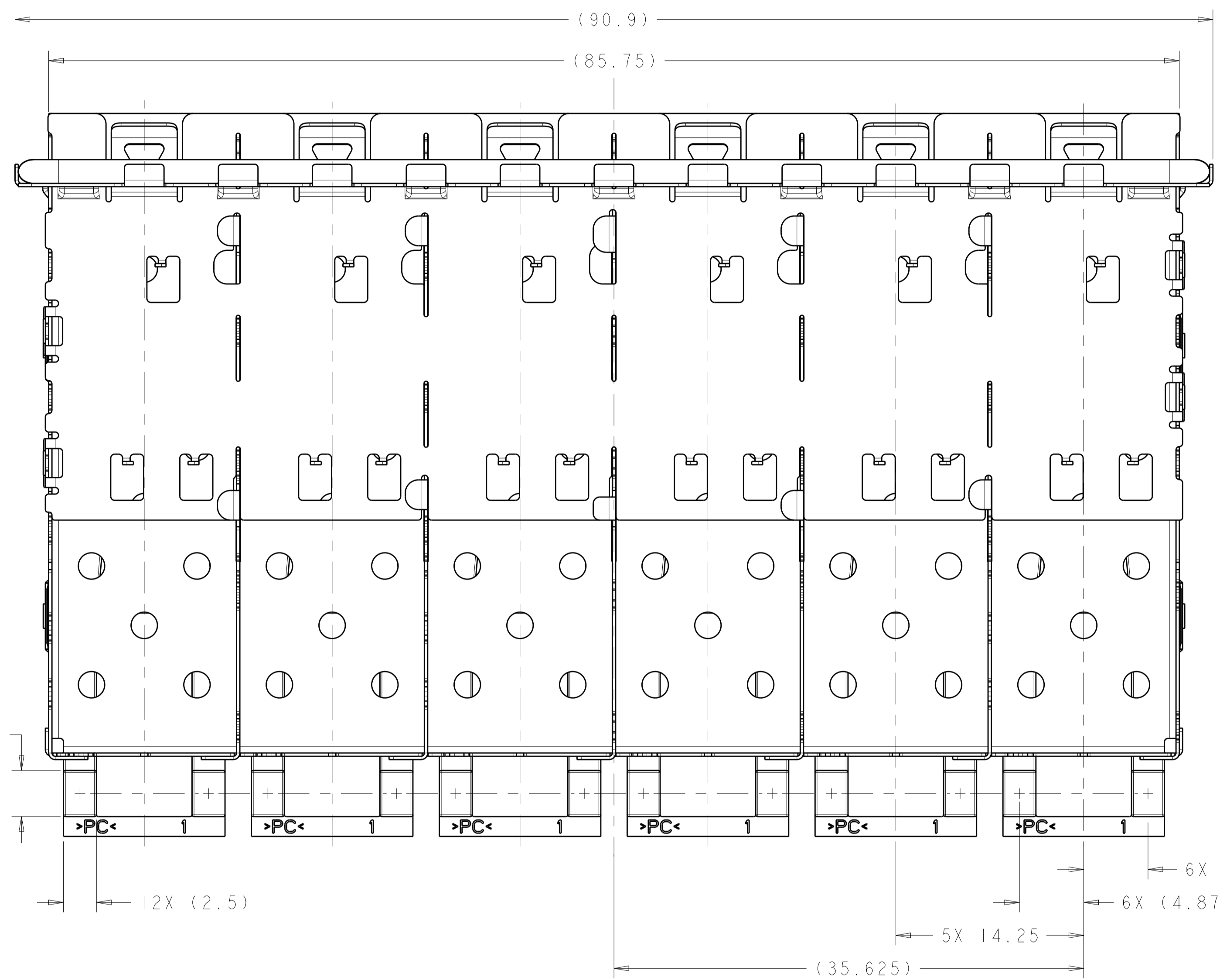
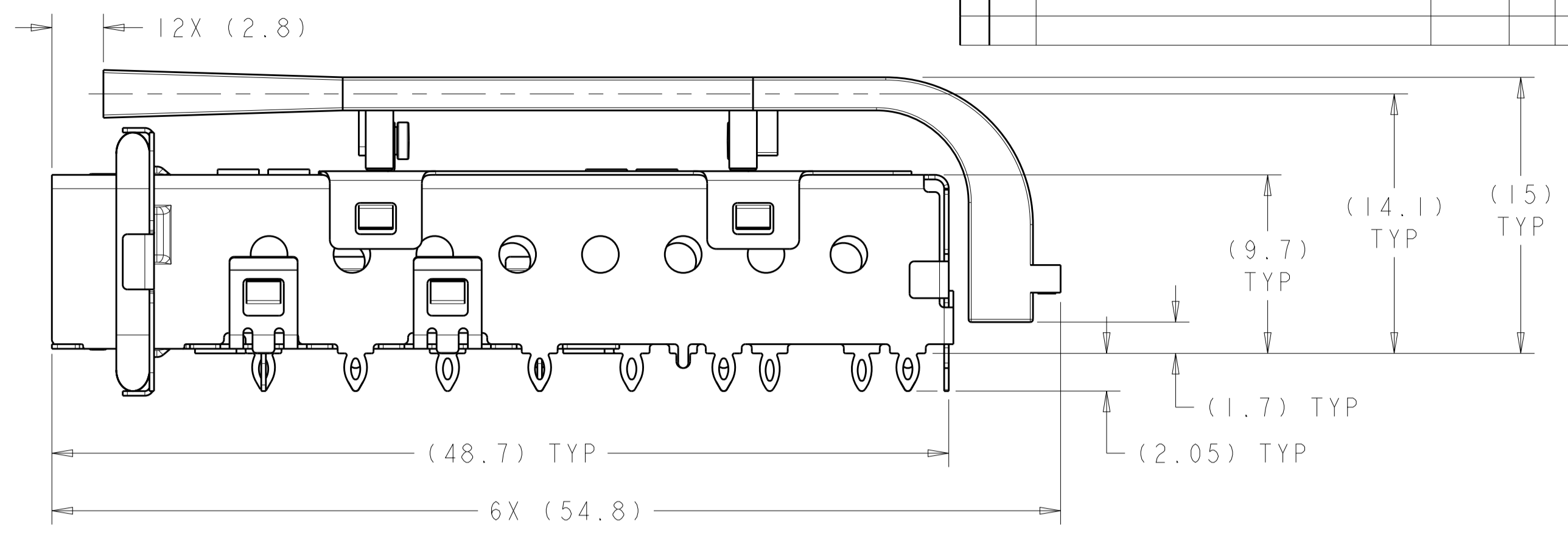
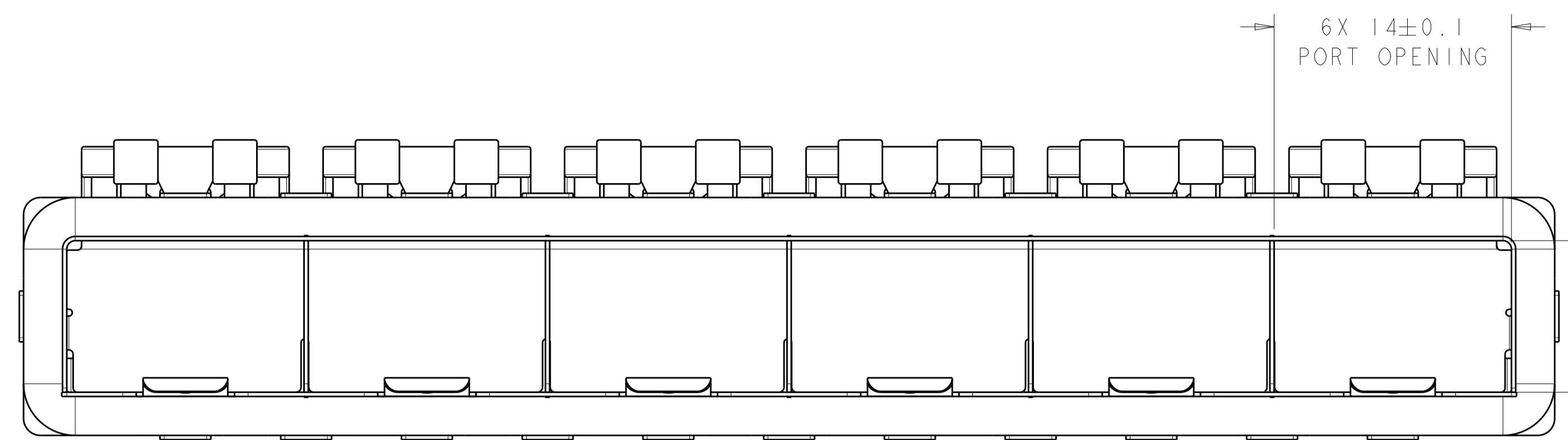
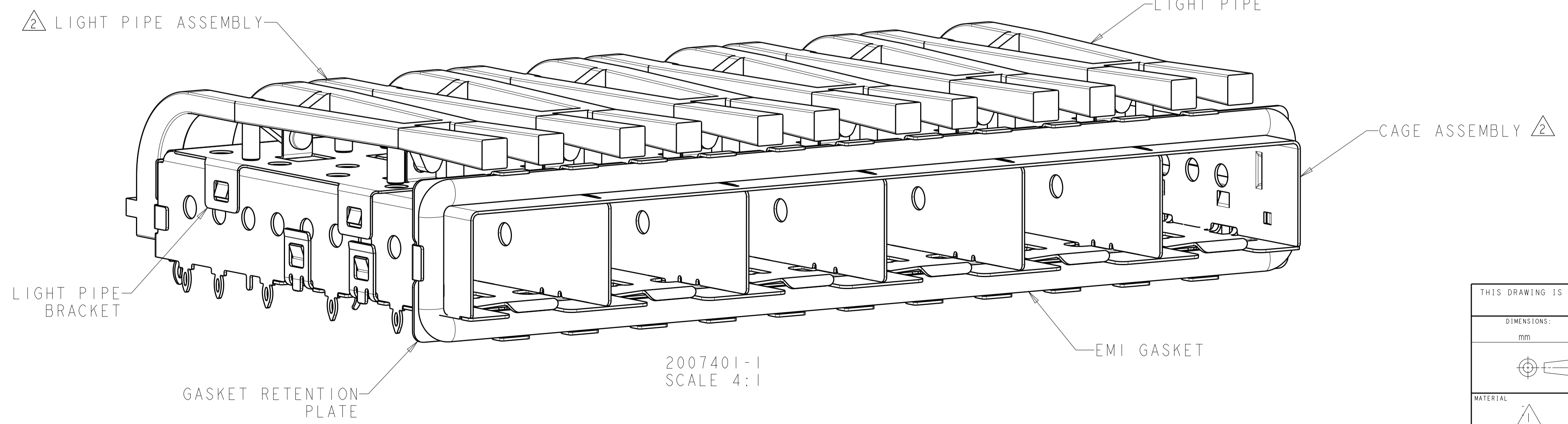


LOC		DIST		REVISIONS			
GP	00	P	LTN	DESCRIPTION	DATE	DMN	APVD
		D		REVISED PER ECO-12-014021	10DEC2012	JY	AC



- △ MATERIAL:  
 CAGE ASSEMBLY: 0.25mm THICK NICKEL SILVER ALLOY  
 GASKET RETENTION PLATE: STAINLESS STEEL  
 GASKET: PLATED FILLED SILICONE  
 LIGHT PIPE BRACKET: STAINLESS STEEL  
 LIGHT PIPE: POLYCARBONATE, CLEAR
- △ LIGHT PIPE ASSEMBLY SHIPPED UNASSEMBLED TO CAGE ASSEMBLY. CAGE ASSEMBLY TO BE PRESSED INTO THE PCB PRIOR TO ATTACHING THE LIGHT PIPE ASSEMBLY TO THE CAGE.
- 3. MATES WITH SFP MSA COMPLIANT TRANSCEIVERS.
- △ PADS AND VIAS CHASSIS GROUND.
- 5. INTERPRETATION OF DATUM REFERENCE FRAME IN ACCORDANCE WITH SECT 4.4.1.1 OF ASME Y14.5M-1994.
- △ MINIMUM PC BOARD THICKNESS = 1.50mm.
- △ HOLE PATTERN REPEATS FOR EACH PORT. SPACING BETWEEN PORTS IS 14.25mm.
- △ DATUM AND BASIC DIMENSION ESTABLISHED BY CUSTOMER.
- △ REFERENCE APPLICATION SPEC. 114-13120, HOLE A, FOR RECOMMENDED DRILL HOLE DIAMETER AND PLATING THICKNESS.
- △ REFERENCE APPLICATION SPEC. 114-13120, HOLE B, FOR RECOMMENDED DRILL HOLE DIAMETER AND PLATING THICKNESS.
- 11. PRODUCT COMPLIES WITH SPECIFICATION SFF-8433 IMPROVED PLUGGABLE FORM FACTOR FOR SFP+ GANGED CAGES.

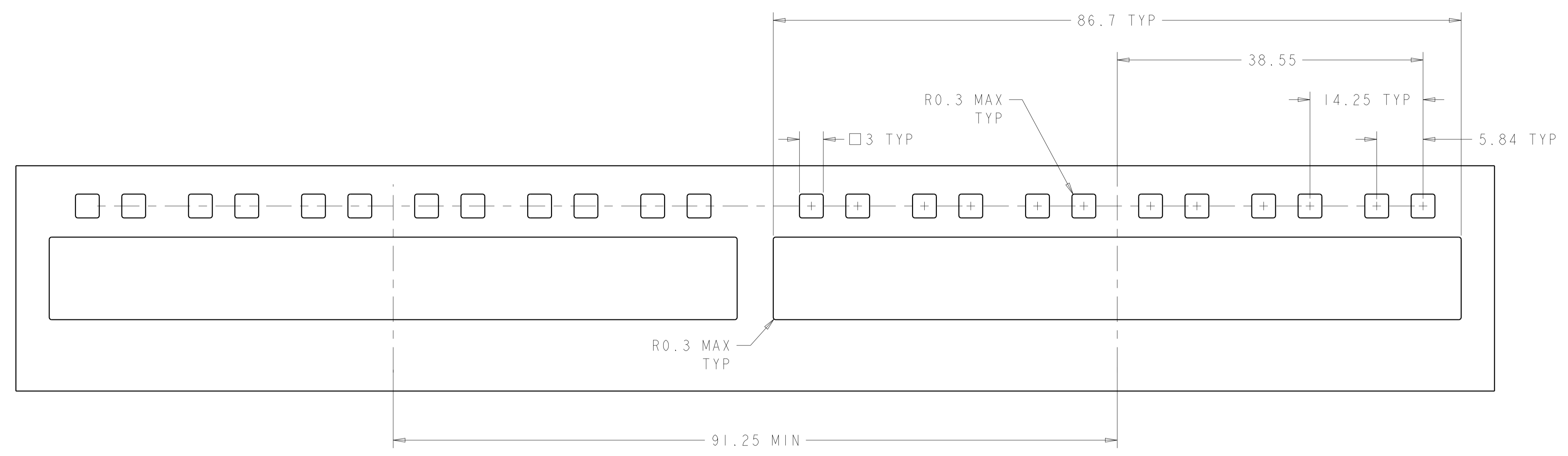


2007401-1  
 SCALE 4:1

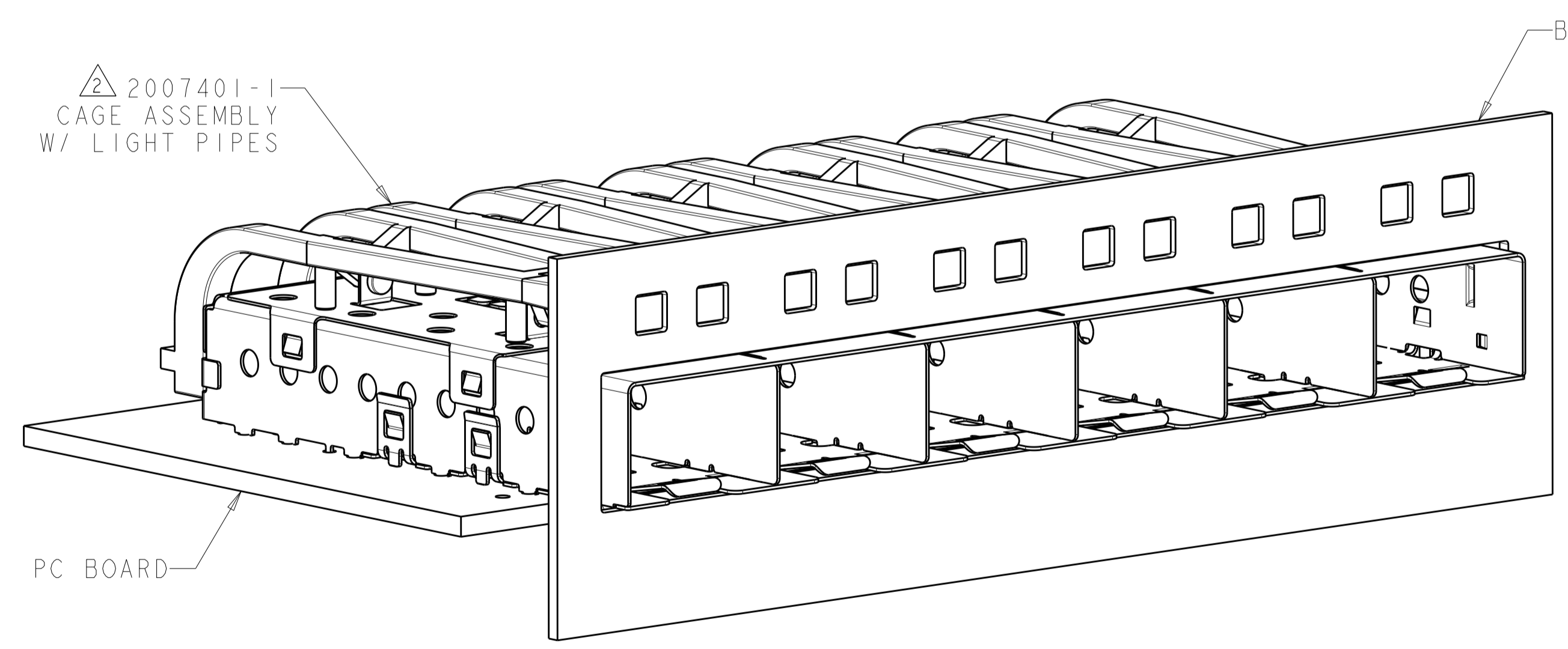
2007401-1  
 PART NUMBER

THIS DRAWING IS A CONTROLLED DOCUMENT.		DMN: Z.M.BEAM 25OCT2007	TE Connectivity
DIMENSIONS: mm		CHK: M.R.SCHMITT 25OCT2007	
TOLERANCES UNLESS OTHERWISE SPECIFIED:		APVD: R.H.WERTZ 25OCT2007	
0 PLC ±0.1 1 PLC ±0.1 2 PLC ±0.1 3 PLC ±0.1 4 PLC ±0.1 ANGLES ±1°		NAME: SFP+ 1X6 CAGE ASSEMBLY PRODUCT SPEC: 108-2364 APPLICATION SPEC: 114-13120 WEIGHT: - Customer Drawing	
MATERIAL: △		SIZE: A1	CAGE CODE: 2007401 DRAWING NO: 2007401 SCALE: 4:1 SHEET: 1 OF 3 REV: D

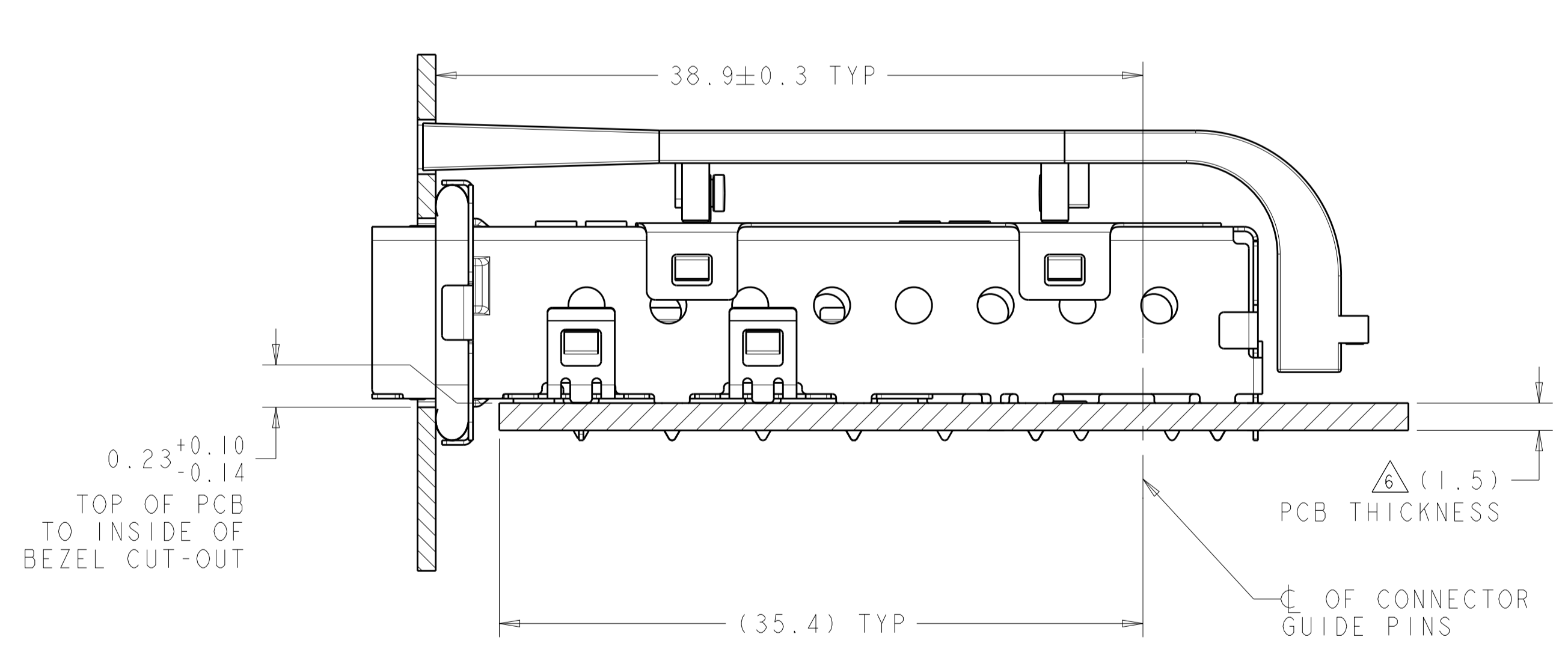
LOC	DIST	REVISIONS			
P	LTN	DESCRIPTION	DATE	DMN	APVD
-	-	SEE SHEET 1	-	-	-



RECOMMENDED BEZEL CUTOUT  
 SCALE 3:1



2007401-1  
 MOUNTED ON PC BOARD SHOWN  
 THRU RECOMMENDED BEZEL  
 SCALE 3:1



2007401-1  
 MOUNTED ON PC BOARD SHOWN  
 THRU RECOMMENDED BEZEL

THIS DRAWING IS A CONTROLLED DOCUMENT.		DMN Z. M. BEAM	25OCT2007	<b>STE</b> TE Connectivity
DIMENSIONS: mm		CHK M. R. SCHMITT	25OCT2007	
TOLERANCES UNLESS OTHERWISE SPECIFIED:		APVD R. H. WERTZ	25OCT2007	NAME SFP+ 1X6 CAGE ASSEMBLY PRESS FIT, EMI GASKET, W/ REDUCED LENGTH SQUARE LIGHT PIPES
0 PLC ±0.1		PRODUCT SPEC	108-2364	
1 PLC ±0.1		APPLICATION SPEC	114-13120	SIZE A1
2 PLC ±0.1		WEIGHT	-	CAGE CODE 00779
3 PLC ±0.1		FINISH	-	DRAWING NO. 2007401
4 PLC ±0.1		Customer Drawing	SCALE 4:1	SHEET 2 OF 3
ANGLES ±1°				REV D

