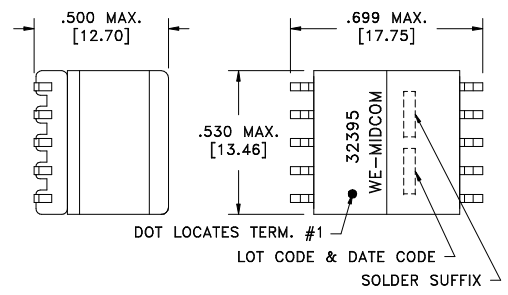
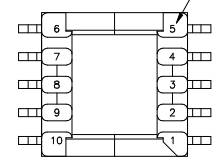


SOLDER SUFFIX	CUSTOMER TERMINAL	RoHS	LEAD(Pb)-FREE
LF1	Sn96%, Ag4%	Yes	Yes

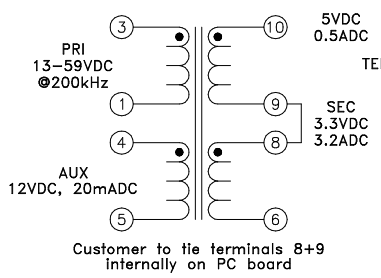
more than you expect



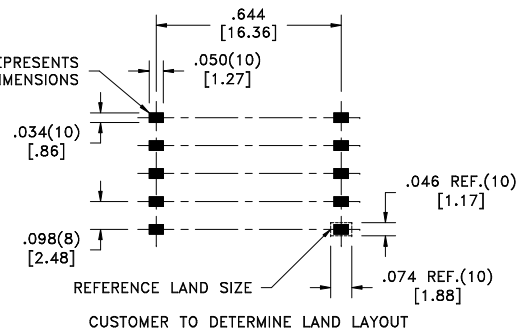
TERM. NO.'s FOR REF. ONLY



DOT LOCATES TERM. #1
LOT CODE & DATE CODE
SOLDER SUFFIX



AREA REPRESENTS
TERMINAL PAD DIMENSIONS



ELECTRICAL SPECIFICATIONS @ 25°C unless otherwise noted:

PARAMETER	TEST CONDITIONS	VALUE
D.C. RESISTANCE	3-1 @20°C	0.062 ohms ±20%
D.C. RESISTANCE	4-5 @20°C	0.425 ohms ±20%
D.C. RESISTANCE	8-6 @20°C	0.006 ohms ±20%
D.C. RESISTANCE	10-9 @20°C	0.019 ohms ±20%
INDUCTANCE	3-1 100kHz, 100mVAC, Ls	37uH ±10%
LEAKAGE INDUCTANCE	3-1 tie(6+8), 100kHz, 100mVAC, Ls	3.5uH typ., 5uH max.
DIELECTRIC	3-8 1500VDC, 1 second	-
DIELECTRIC	3-10 1500VDC, 1 second	-
DIELECTRIC	4-8 1500VDC, 1 second	-
DIELECTRIC	4-10 1500VDC, 1 second	-
DIELECTRIC	3-4 500VDC, 1 second	-
URNS RATIO	(3-1):(8-6)	5.25:1, ±2%
URNS RATIO	(3-1):(10-6), tie(8+9)	3.5:1, ±2%
URNS RATIO	(3-1):(4-5)	1.91:1, ±2%

DETAILS SUBJECT TO CHANGE

REV.	DATE	Packaging Specifications Method: Tape & Reel PKG-0499 www.we-online.com/midcom		Tolerances unless otherwise specified: Angles: ±1° Decimals: ±.005 [.13] Fractions: ±1/64 Footprint: ±.005 [.13]	DRAWING TITLE TRANSFORMER	PART NO. 32395R-LF1
6C	2/12					
6B	10/07					
6A	7/06	SEE REVISION SHEET FOR REVISION LEVEL		This drawing is dual dimensioned. Dimensions in brackets are in millimeters.	eiSos p/n: 750032395	compliant RoHS SPECIFICATION SHEET 1 OF 1