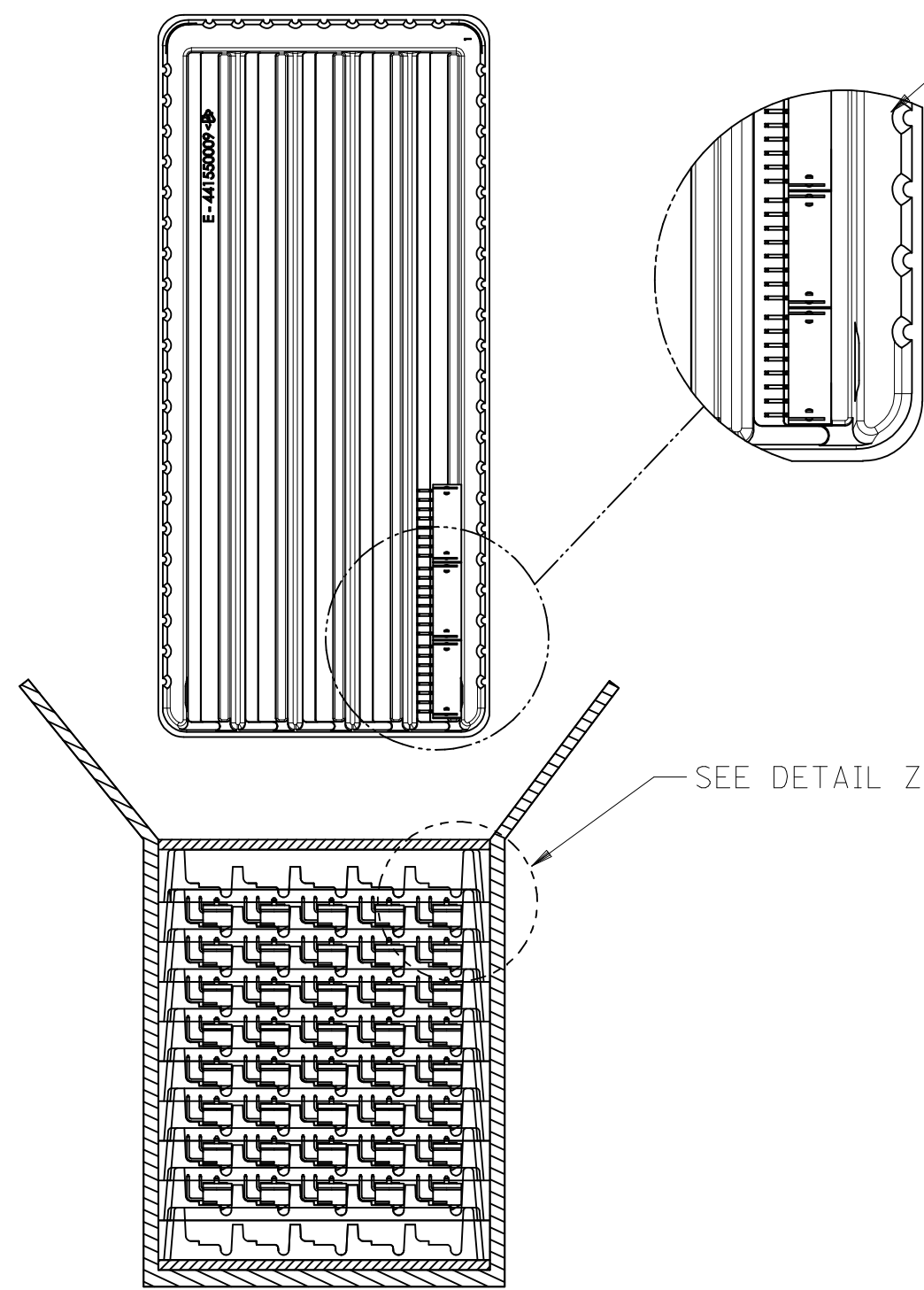


NO. OF CKTS	PARTS PER TRAY	PARTS PER BOX	STD. PACK QUANTITY PER MASTER CARTON
2	285	2280	9120
4	165	1320	5280
6	115	920	3680
8	85	680	2720
10	70	560	2240
12	60	480	1920
14	50	400	1600
16	45	360	1440
18	40	320	1280
20	35	280	1120
22	30	240	960
24	30	240	960



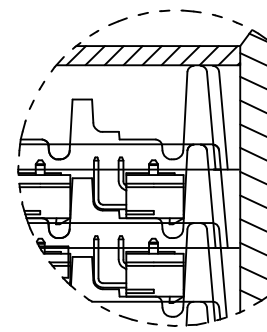
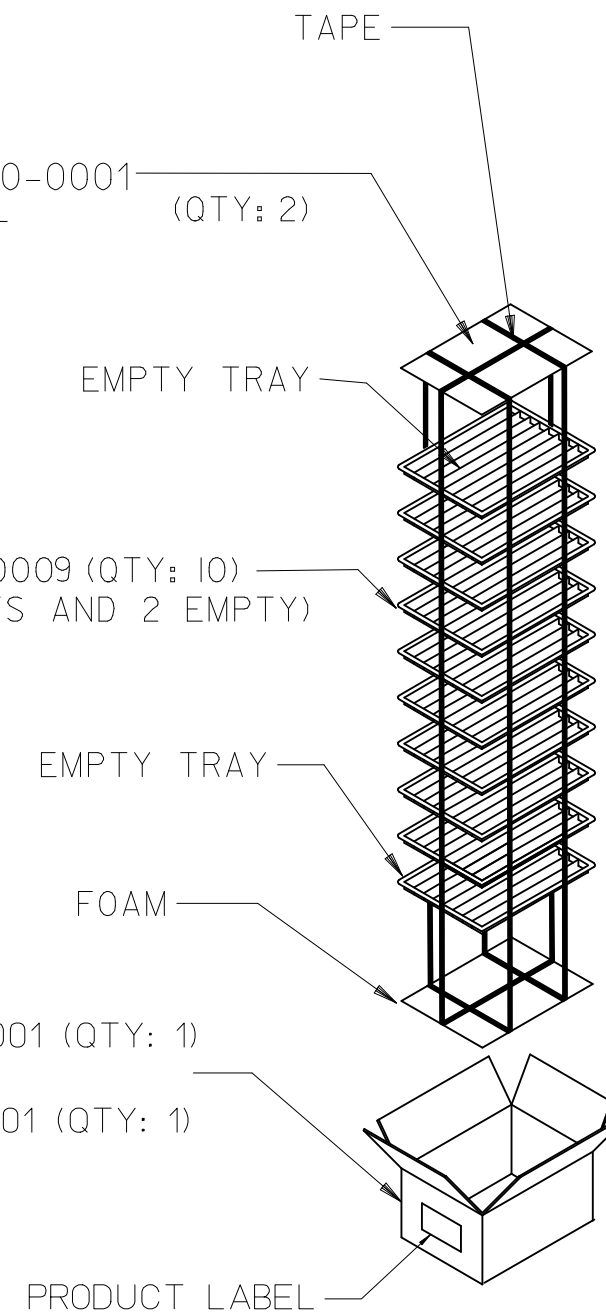
PARTS TO BE ORIENTED IN TRAY AS SHOWN

SEE DETAIL Z

FOAM NO: 96720-0001 (QTY: 2) OR EQUIVALENT

TRAY 44155-0009 (QTY: 10) (8 WITH PARTS AND 2 EMPTY)

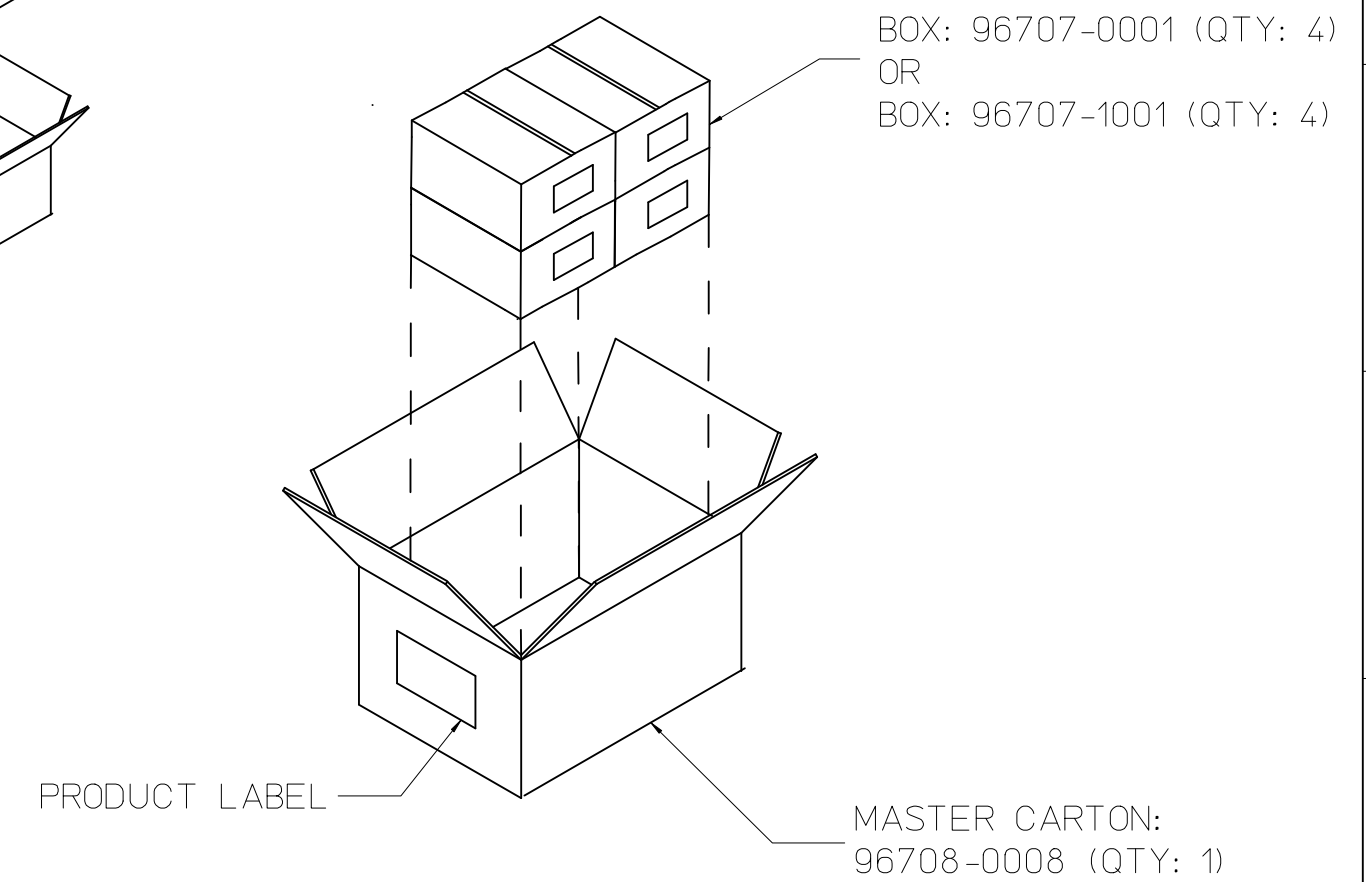
BOX: 96707-0001 (QTY: 1) OR BOX: 96707-1001 (QTY: 1)



VIEW SHOWING 5569 SERIES ORIENTATION

DETAIL "Z"

N.T.S.



NOTE:

1.) PACKAGING SPECIFICATION IS FOR TRAY PACKAGING OF THE FOLLOWING FAMILY SERIES: 42677, 44130, 45586, 46611, 46991, 5569, 172448 FOR PARTS WITH PEGS OR NO PEGS. NOT FOR PARTS WITH FLANGES.

UPDATE NOTE 1 EC NO: UCP2017-1294 DRWN:CSLAFTER 2016/12/08 CHKD:JBELL 2016/12/08 APPR:FSMITH 2016/12/20 A5	QUALITY SYMBOLS	GENERAL TOLERANCES (UNLESS SPECIFIED)	DIMENSION STYLE IN/MM	SCALE	DESIGN UNITS METRIC	THIRD ANGLE PROJECTION																														
	$\nabla = 0$ $\nabla = 0$ $\nabla = 0$	<table border="1"> <tr><th></th><th>mm</th><th>INCH</th></tr> <tr><td>4 PLACES</td><td>± ---</td><td>± ---</td></tr> <tr><td>3 PLACES</td><td>± ---</td><td>± ---</td></tr> <tr><td>2 PLACES</td><td>± ---</td><td>± ---</td></tr> <tr><td>1 PLACE</td><td>± ---</td><td>± ---</td></tr> <tr><td>0 PLACE</td><td>± ---</td><td>± ---</td></tr> </table>		mm	INCH	4 PLACES	± ---	± ---	3 PLACES	± ---	± ---	2 PLACES	± ---	± ---	1 PLACE	± ---	± ---	0 PLACE	± ---	± ---	<table border="1"> <tr><th>DRAWN BY</th><th>DATE</th></tr> <tr><td>CSTEWART</td><td>2006/05/05</td></tr> <tr><th>CHECKED BY</th><th>DATE</th></tr> <tr><td>GPOLGAR</td><td>2006/05/16</td></tr> <tr><th>APPROVED BY</th><th>DATE</th></tr> <tr><td>FSMITH</td><td>2016/12/20</td></tr> </table>	DRAWN BY	DATE	CSTEWART	2006/05/05	CHECKED BY	DATE	GPOLGAR	2006/05/16	APPROVED BY	DATE	FSMITH	2016/12/20	TITLE		
		mm	INCH																																	
	4 PLACES	± ---	± ---																																	
	3 PLACES	± ---	± ---																																	
2 PLACES	± ---	± ---																																		
1 PLACE	± ---	± ---																																		
0 PLACE	± ---	± ---																																		
DRAWN BY	DATE																																			
CSTEWART	2006/05/05																																			
CHECKED BY	DATE																																			
GPOLGAR	2006/05/16																																			
APPROVED BY	DATE																																			
FSMITH	2016/12/20																																			
	ANGULAR ±1/2°	MATERIAL NO.	DOCUMENT NO.	SHEET NO.																																
	DRAFT WHERE APPLICABLE MUST REMAIN WITHIN DIMENSIONS	SEE CHART	PK-5569-003	1 OF 1																																

THIS DRAWING CONTAINS INFORMATION THAT IS PROPRIETARY TO MOLEX INCORPORATED AND SHOULD NOT BE USED WITHOUT WRITTEN PERMISSION