

Connectors - PP-H 6/ 9 - 3061648

Please be informed that the data shown in this PDF Document is generated from our Online Catalog. Please find the complete data in the user's documentation. Our General Terms of Use for Downloads are valid (<http://download.phoenixcontact.com>)



Connectors, Connection method: Push-in connection, Number of positions: 9, Cross section: 0.5 mm² - 10 mm², AWG: 20 - 8, Width: 73.8 mm, Height: 49.3 mm, Color: gray



Key commercial data

| | |
|------------------------|---|
| Packing unit | 0 |
| Minimum order quantity | 1 |
| GTIN |  4 046356 650281 |
| Custom tariff number | 85366990 |
| Country of origin | POLAND |

Technical data

General

| | |
|---|------|
| Number of levels | 1 |
| Number of connections | 1 |
| Color | gray |
| Insulating material | PA |
| Inflammability class according to UL 94 | V0 |

Dimensions

| | |
|--------|---------|
| Width | 73.8 mm |
| Length | 21 mm |
| Height | 49.3 mm |

Technical data

| | |
|----------------------------------|-----------|
| Maximum load current | 41 A (6) |
| Rated surge voltage | 8 kV |
| Pollution degree | 3 |
| Surge voltage category | III |
| Insulating material group | I |
| Connection in acc. with standard | IEC 61984 |
| Nominal current I _N | 41 A |

Connectors - PP-H 6/ 9 - 3061648

Technical data

Technical data

| | |
|-----------------------|--------|
| Nominal voltage U_N | 1000 V |
| Open side panel | nein |
| Number of positions | 9 |

Connection data

| | |
|---|---------------------|
| Conductor cross section solid min. | 0.5 mm ² |
| Conductor cross section solid max. | 10 mm ² |
| Conductor cross section AWG/kcmil min. | 20 |
| Conductor cross section AWG/kcmil max | 8 |
| Conductor cross section stranded min. | 0.5 mm ² |
| Conductor cross section stranded max. | 6 mm ² |
| Min. AWG conductor cross section, stranded | 20 |
| Max. AWG conductor cross section, stranded | 10 |
| Conductor cross section stranded, with ferrule without plastic sleeve min. | 0.5 mm ² |
| Conductor cross section stranded, with ferrule without plastic sleeve max. | 6 mm ² |
| Conductor cross section stranded, with ferrule with plastic sleeve min. | 0.5 mm ² |
| Conductor cross section stranded, with ferrule with plastic sleeve max. | 6 mm ² |
| 2 conductors with same cross section, stranded, TWIN ferrules with plastic sleeve, min. | 0.5 mm ² |
| 2 conductors with same cross section, stranded, TWIN ferrules with plastic sleeve, max. | 1.5 mm ² |
| Connection method | Push-in connection |
| Stripping length | 12 mm |
| Internal cylindrical gage | A5 |

Classifications

ETIM

| | |
|----------|----------|
| ETIM 3.0 | EC000897 |
| ETIM 4.0 | EC001121 |
| ETIM 5.0 | EC000897 |

UNSPSC

| | |
|---------------|----------|
| UNSPSC 11 | 39121402 |
| UNSPSC 12.01 | 39121402 |
| UNSPSC 13.2 | 39121402 |
| UNSPSC 6.01 | 30211802 |
| UNSPSC 7.0901 | 39121402 |

eCl@ss

| | |
|------------|----------|
| eCl@ss 4.0 | 272607xx |
|------------|----------|

Connectors - PP-H 6/ 9 - 3061648

Classifications

eCl@ss

| | |
|------------|----------|
| eCl@ss 4.1 | 27260701 |
| eCl@ss 5.0 | 27260701 |
| eCl@ss 5.1 | 27260701 |
| eCl@ss 6.0 | 27141151 |
| eCl@ss 7.0 | 27141151 |

Approvals

Approvals


Approvals


UL Recognized / cUL Recognized / cULus Recognized


Ex Approvals

Approvals submitted

Approval details

| | | |
|---|-------|-------|
| UL Recognized  | | |
| | B | C |
| mm ² /AWG/kcmil | 20-8 | 20-8 |
| Nominal current I _N | 40 A | 40 A |
| Nominal voltage U _N | 600 V | 600 V |

| | | |
|--|-------|-------|
| cUL Recognized  | | |
| | B | C |
| mm ² /AWG/kcmil | 20-8 | 20-8 |
| Nominal current I _N | 40 A | 40 A |
| Nominal voltage U _N | 600 V | 600 V |

| | | |
|--|--|--|
| cULus Recognized  | | |
|--|--|--|

Connectors - PP-H 6/ 9 - 3061648

Accessories

Accessories

Assembly

Strain relief - PZ/2 - 3040627



Strain relief, Number of positions: 2, Color: black

Latching - PRZ - 3040614



Latching, Width: 5.2 mm, Length: 3 mm, Number of positions: 2, Color: orange

Latching - PR - 3040559



Latching, Number of positions: 1, Color: orange

Latching - PR/2 - 3040630



Latching, Number of positions: 2, Color: orange

Shield connection clamp - PSH 3- 6 - 3040591



Shield connection clamp, Color: black

Connectors - PP-H 6/ 9 - 3061648

Accessories

Shield connection clamp - PSH 5-10 - 3040601



Shield connection clamp, Color: black

Marking

Zack Marker strip, flat - ZBF 8:UNBEDRUCKT - 0808781



Zack Marker strip, flat, Strip, white, Unlabeled, Can be labeled with: Plotter, Mounting type: Snap into flat marker groove, For terminal block width: 8 mm, Lettering field: 5.15 x 8.15 mm

Zack Marker strip, flat - ZBF 8 CUS - 0825030



Zack Marker strip, flat, Can be ordered: Strip, white, Labeled according to customer specifications, Mounting type: Snap into flat marker groove, For terminal block width: 8 mm, Lettering field: 5.15 x 8.15 mm

Marker for terminal blocks - UC-TMF 8 - 0818137



Marker for terminal blocks, Sheet, white, Unlabeled, Can be labeled with: BLUEMARK CLED, Bluemark, Plotter, Mounting type: Snap into flat marker groove, For terminal block width: 8.2 mm, Lettering field: 7.6 x 5.1 mm

Marker for terminal blocks - UC-TMF 8 CUS - 0824654



Marker for terminal blocks, Can be ordered: By sheet, white, Labeled according to customer specifications, Mounting type: Snap into flat marker groove, For terminal block width: 8.2 mm, Lettering field: 7.6 x 5.1 mm

Connectors - PP-H 6/ 9 - 3061648

Accessories

Marker for terminal blocks - UCT-TMF 8 - 0828748



Marker for terminal blocks, Sheet, white, Unlabeled, Can be labeled with: Thermomark C+, Thermomark C, BLUEMARK CLED, Bluemark, Mounting type: Snap into flat marker groove, For terminal block width: 8.2 mm, Lettering field: 7.4 x 4.7 mm

Marker for terminal blocks - UCT-TMF 8 CUS - 0829672



Marker for terminal blocks, Can be ordered: By sheet, white, Labeled according to customer specifications, Mounting type: Snap into flat marker groove, For terminal block width: 8.2 mm, Lettering field: 7.4 x 4.7 mm

Plug/Adapter

Test plugs - MPS-MT - 0201744



Test plugs

Insulating sleeve - MPS-IH WH - 0201663



Insulating sleeve, Color: white

Insulating sleeve - MPS-IH RD - 0201676



Insulating sleeve, Color: red

Connectors - PP-H 6/ 9 - 3061648

Accessories

Insulating sleeve - MPS-IH BU - 0201689



Insulating sleeve, Color: blue

Insulating sleeve - MPS-IH YE - 0201692



Insulating sleeve, Color: yellow

Insulating sleeve - MPS-IH GN - 0201702



Insulating sleeve, Color: green

Insulating sleeve - MPS-IH GY - 0201728



Insulating sleeve, Color: gray

Insulating sleeve - MPS-IH BK - 0201731



Insulating sleeve, Color: black

Test plugs - PS-5/2,3MM RD - 3038723



Test plugs, Color: red

Connectors - PP-H 6/ 9 - 3061648

Accessories

Test plugs - PS-6/2,3MM RD - 3038736



Test plugs, Color: red

Test adapter - PS-8/2,3MM RD - 3048564

Test adapter, Color: red

Sleeve housing

Cable housing - PH 6/2 - 3000680



Cable housing, Length: 21 mm, Width: 16.4 mm, Height: 52.3 mm, Number of positions: 2, Color: gray

Cable housing - PH 6/3 - 3000681



Cable housing, Length: 21 mm, Width: 24.6 mm, Height: 52.3 mm, Number of positions: 3, Color: gray

Cable housing - PH 6/4 - 3000682



Cable housing, Length: 21 mm, Width: 32.8 mm, Height: 52.3 mm, Number of positions: 4, Color: gray

Cable housing - PH 6/5 - 3000683



Cable housing, Length: 21 mm, Width: 41 mm, Height: 52.3 mm, Number of positions: 5, Color: gray

Connectors - PP-H 6/ 9 - 3061648

Accessories

Cable housing - PH 6/6 - 3000684



Cable housing, Length: 21 mm, Width: 49.2 mm, Height: 52.3 mm, Number of positions: 6, Color: gray

Cable housing - PH 6/7 - 3000685



Cable housing, Length: 21 mm, Width: 57.4 mm, Height: 52.3 mm, Number of positions: 7, Color: gray

Tools

Screwdriver - SZF 2-0,8X4,0 - 1204520



Actuation tool, for ST terminal blocks, also suitable for use as a bladed screwdriver, size: 0.8 x 4.0 x 100 mm, 2-component grip, with non-slip grip

Cable clamp - HSR 6/8 - 3000769

Cable clamp

Shield connection - HSH-METALL-6/8 - 3000770

Shield connection

Accessories - CPH 9-15 - 3000768

Bend protection sleeve for cable diameter of 9 mm to 15 mm

Drawings

Connectors - PP-H 6/ 9 - 3061648

Circuit diagram



© Phoenix Contact 2012 - all rights reserved
<http://www.phoenixcontact.com>