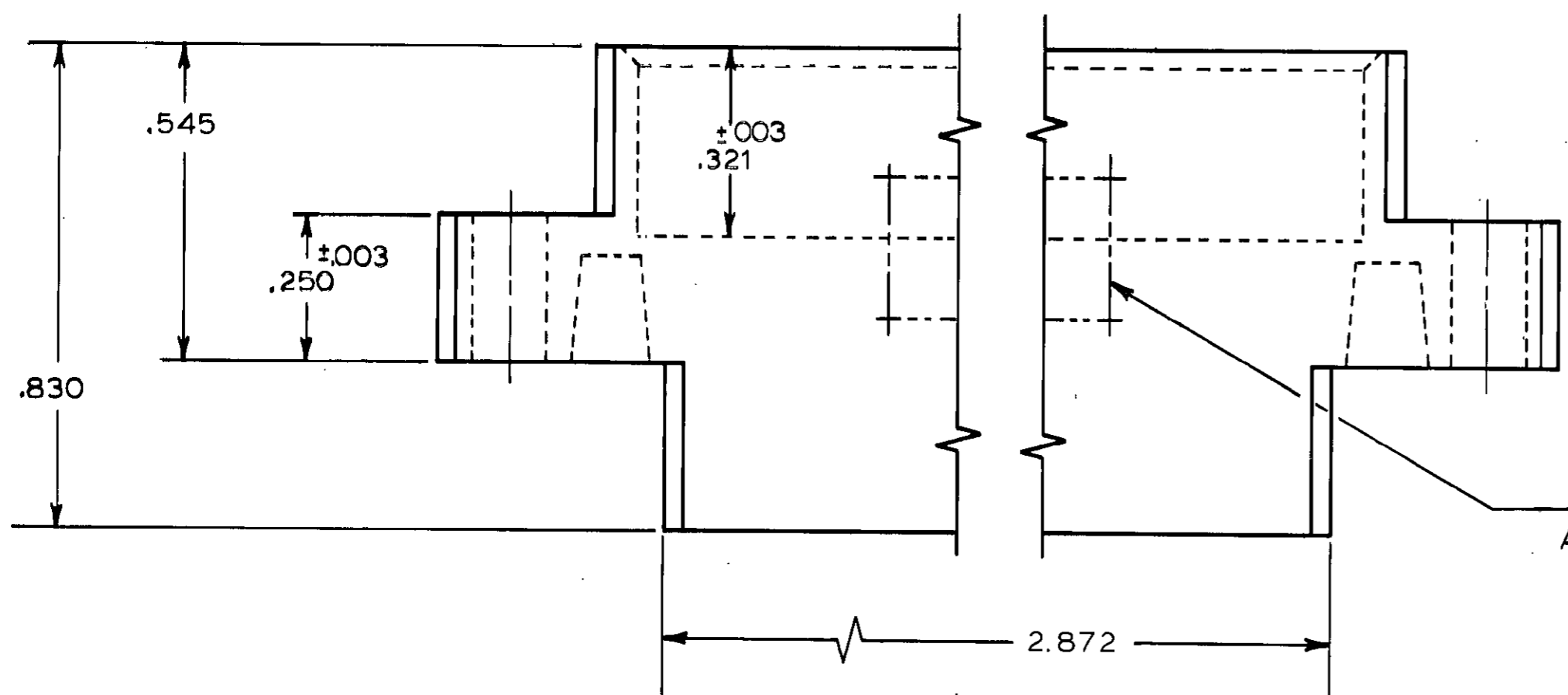
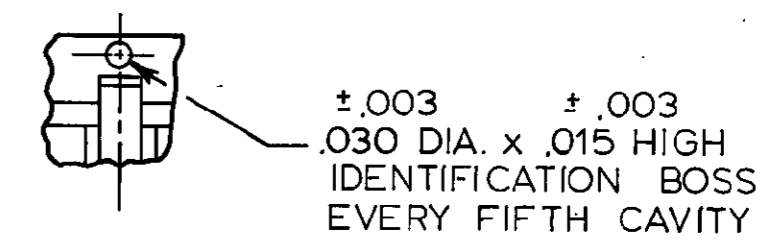
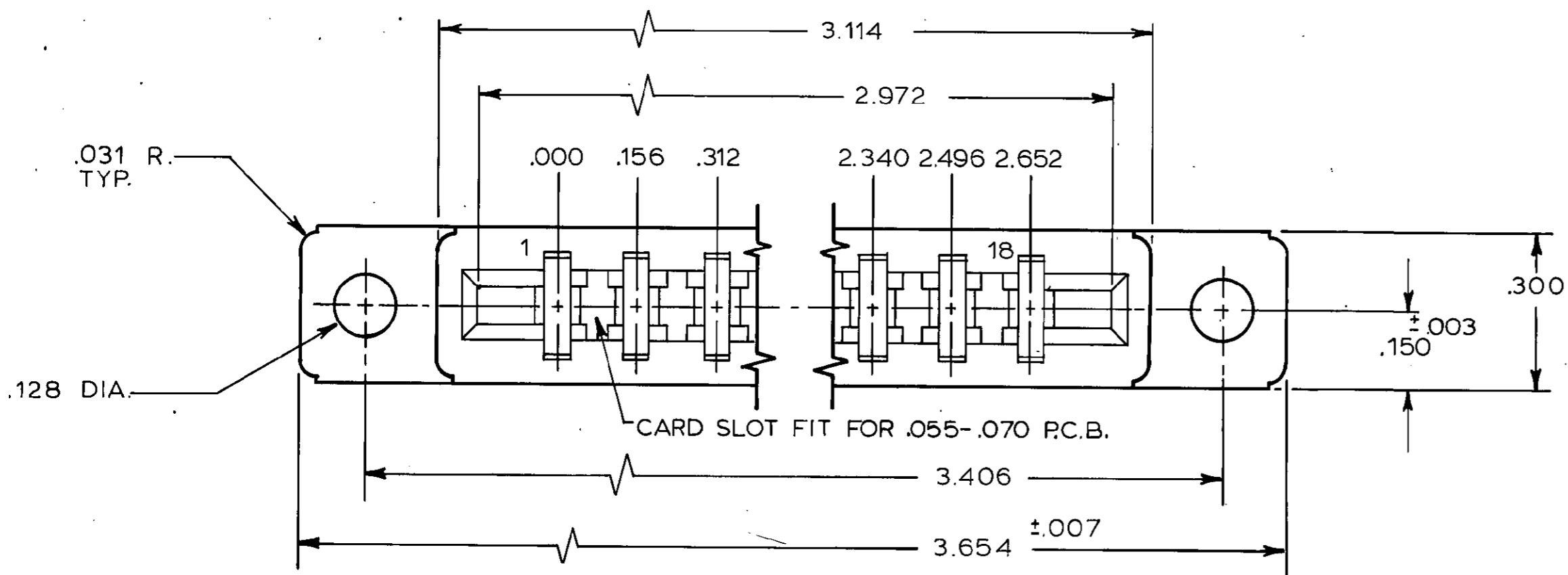


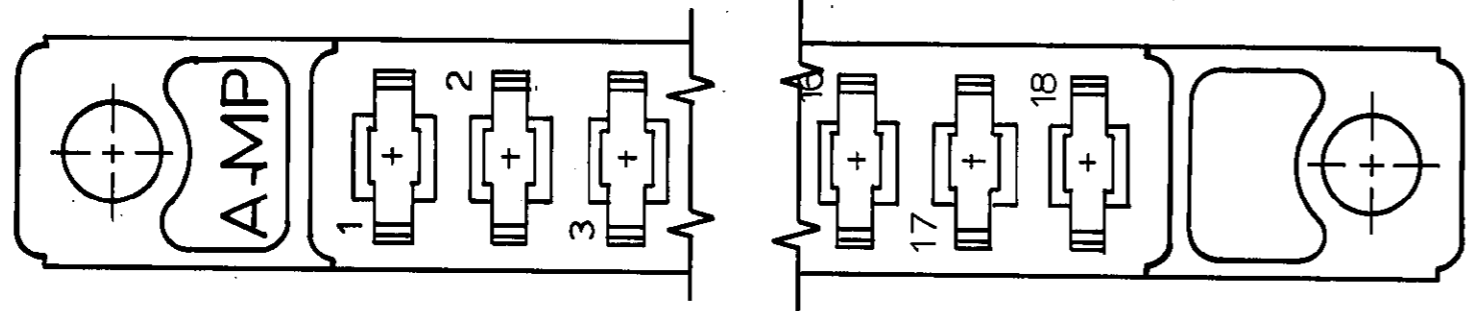
THIS DRAWING IS UNPUBLISHED. RELEASED FOR PUBLICATION NOVEMBER 8, 1967.

© COPYRIGHT 1967 BY AMP INCORPORATED, HARRISBURG, PA. ALL INTERNATIONAL RIGHTS RESERVED. AMP PRODUCTS MAY BE COVERED BY U.S. AND FOREIGN PATENTS AND/OR PATENTS PENDING.

REVISIONS						
P	F	ZONE	LTR	DESCRIPTION	DATE	APPROVED
✓			F	REDWN/AD0314	SR 5/4/84	AWR
✓			G	REVISED PER 0010-1301-94	11/3/94	SG
			H	REV PER EC 0G3C-233-01	08OCT01	MM



MARKED "A-MP", PART NO., AND DATE CODE



1. USE ON CONTACT KEYING PLUG NO. 583283-1
2. USE CONTACT NO. 583259
3. GLASS FILLED NYLON, COLOR: BLACK, OR GLASS FILLED POLYESTER, COLOR: BLACK.

583302-1		AS SHOWN	
CODE IDENT	DWG SIZE	PART NO OR IDENTIFYING NO	NOMENCLATURE OR DESCRIPTION
← REVISION OF EACH ASSY NO (WHEN BLANK, USE DWG REVISION)			
QTY REQD PER ASSY		PARTS LIST	
UNLESS OTHERWISE SPECIFIED DIMENSIONS ARE IN INCHES. TOLERANCES ON: DECIMALS ±.005 ANGLES ±		<b>AMP</b>   AMP INCORPORATED Harrisburg, Pa. 17105	
MATERIAL 3		NAME <b>HOUSING, MODIFIED FORK 18 POS., .156 CENTERS.</b>	
FINISH		SIZE	FSCM NO
		<b>C</b>	<b>00779</b>
		DRAWING NO <b>583302</b>	
		SCALE	SHEET
		4:1	1 OF 1