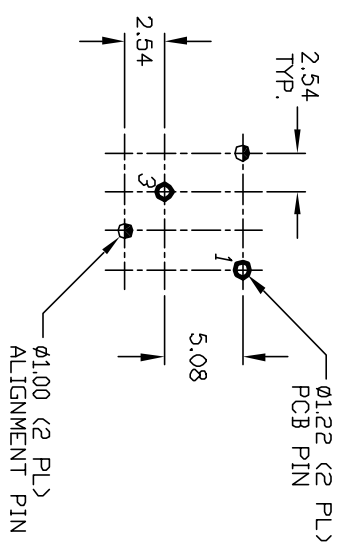
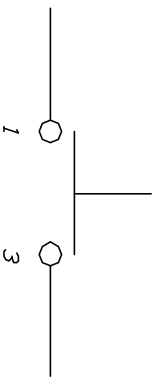
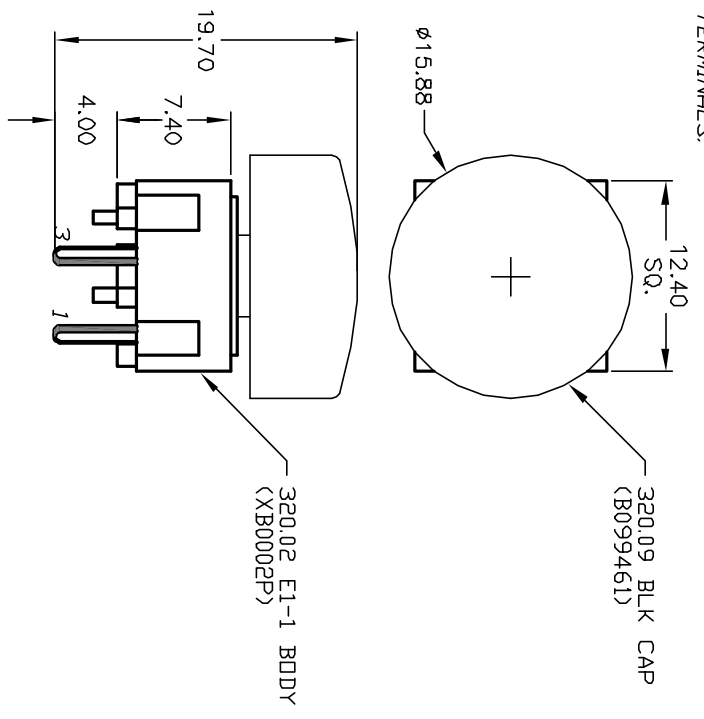


TOP VIEW - SHOW ORIENTATION OF LEGENDS
IN RESPECT TO THE PCB PIN TERMINALS.



RECOMMENDED P.C.B. LAYOUT



CIRCUIT: SPST
CONTACT CONFIGURATION

NOTES:

1. ALL DIMENSIONS IN MM
2. GENERAL TOLERANCE: X.X=±0.4
X.XX=±0.25
3. TERMINAL NO'S FOR REFERENCE ONLY.
4. RATING: 25mA, @50VDC
5. OPERATING FORCE: 120gf
6. TRAVEL TO MAKE: 0.7mm
7. USES CONTACT DOME:
320 E1-1 CONTACT (PN# B050001)

REV.	ECN No.	RELEASED TO PRODUCTION	DATE	CHKD
A	12900	DESCRIPTION	3/12/03	AR

TITLE	SCALE	DATE	DR	DWG	REV
320.09E11BLK	2:1	3/12/03	AR	XB0756A	A



THE INFORMATION CONTAINED IN THIS DOCUMENT IS PROPRIETARY TO E-SWITCH AND IS NOT TO BE COPIED OR TRANSFERRED