

SPECIFICATIONS

PARAMETERS	VALUES	UNIT
DIRECTIVITY	OMINI	-
SENSITIVITY	-38 ± 3	dB
STANDARD OPERATING VOLTAGE	1.5	Vdc
MAX OPERATING VOLTAGE	10	Vdc
CURRENT CONSUMPTION (MAX)	0.5	mA
IMPEDANCE	2.2	KOhm
SIGNAL TO NOISE RATIO (MIN.)	60	dB
TERMINAL	SOLDER PADS	-
INTERNAL CAPACITOR	N/A	pF

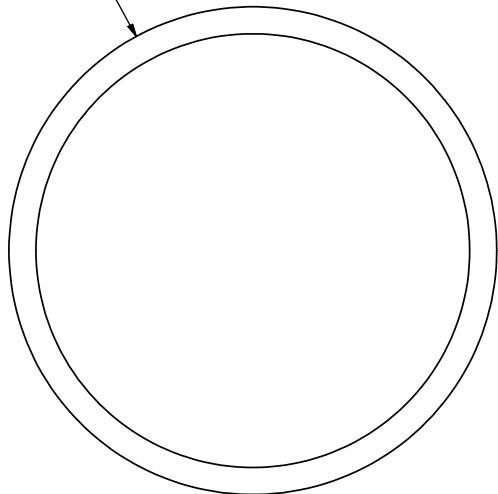
THIS DOCUMENT CONTAINS DATA PROPRIETARY TO PROJECTS UNLIMITED, INC. ANY USE OR REPRODUCTION, IN ANY FORM, WITHOUT PRIOR WRITTEN PERMISSION OF PROJECTS UNLIMITED, INC. IS PROHIBITED.
©2003, Projects Unlimited Inc.

REVISION HISTORY


LTR	DESCRIPTION	DATE	APPROVED
-	RELEASED FROM ENGINEERING	1/30/2006	
A	ADDED TERMINAL POLARITY	1/30/2007	R.W.
B	REVISED TO INVENTOR 3-D DRAWING TEMPLATE	9/17/2010	B.R.



Ø9.7 ± 0.1

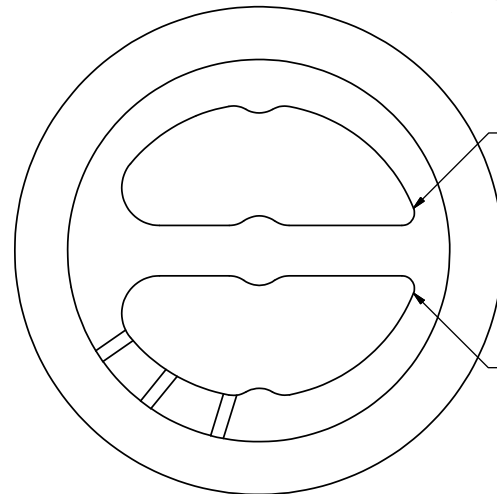


6.7 ± 0.2



TERM 1 (+)

TERM 2 (-)



NOTES:

1. ALL DIMENSIONS ARE IN MILLIMETERS.
2. SPECIFICATIONS SUBJECT TO CHANGE OR WITHDRAWL WITHOUT NOTICE.
3. THIS PART IS RoHS 2002/95/EC COMPLIANT.

UNLESS OTHERWISE SPECIFIED: DIMENSIONS ARE IN MILLIMETERS, TOLERANCES ARE ±0.5 AND ANGLES ARE ±3°.	SIZE	Designed by	Date	Checked by	Date	Approved by	Date	Drawn Date	
	A3	J.A.F.	1/30/2006	E.P.	1/30/2006	B.R.	1/30/2006	9/17/2010	
AOM-6738L-R.idw				AOM-6738L-R				Edition	Sheet
				Microphone				-	1 / 1