

**Technical specification:**

Rated voltage: IEC 61076-2-101	4pos 30 V
Current rating: IEC 61076-2-101	4 A at 40°C
Insulation resistance: IEC 60512	>=100 MΩ
Pollution degree: IEC 60664-1	3/2
Degree of protection: IEC 60529	IP 67, in mated condition
Temperature range: IEC 60664-1	-30°C ... +80°C
Mating cycles: IEC 60512-9a	>=100

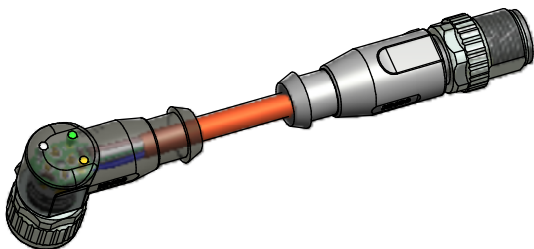
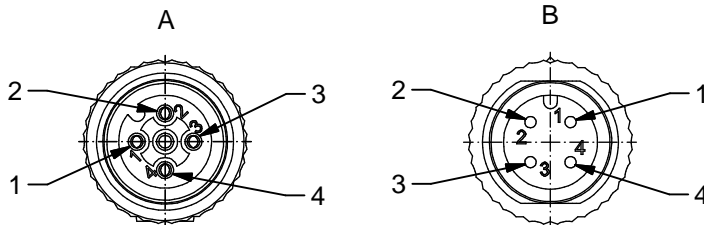
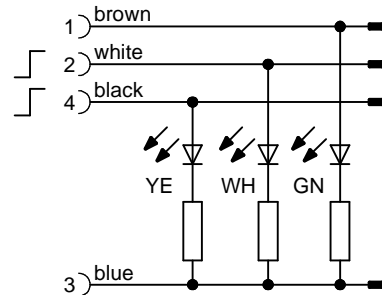
**Materials:**

Contact:	CuZn
Contact plating:	Nickel, gold plated
Contact carrier:	TPU GF, UL 94
Sealing:	FPM
Coupling nut/ screw:	GD-Zn, nickel plated
Moulding body axial:	TPU, UL 94, grey
Moulding body angled:	TPU, UL 94, translucent

**Installation specification:**

Recommended torque:	0,6 Nm
Conec installation tool:	Torque wrench: 36-000200 Insert across flats 13: 36-000220

**Contact assignment:**



Part no:	Description:	Length L:	Cable:
43-10844	SAL - 12 - RkW4 - RS4 - 3L - 0,3 / J1	0,3m	TPU, UL 20549, orange, 4x0,34mm <sup>2</sup> Cable: 781-J13400
43-10845	SAL - 12 - RkW4 - RS4 - 3L - 0,6 / J1	0,6m	
43-10846	SAL - 12 - RkW4 - RS4 - 3L - 1,5 / J1	1,5m	
43-10847	SAL - 12 - RkW4 - RS4 - 3L - 3 / J1	3m	
43-xxxxx	SAL - 12 - RkW4 - RS4 - 3L - ... / J1	x	

D see data sheet cable

DO NOT ALTER CAD DRAWING BY HAND  
Directive 2002/95/EC RoHS compliant

Index: a 01.02.11 VF Ä3767  
Coupling nut/ screw modified, spanner flats added, data sheet modified

tolerance of cable: L ≤ 4m: L + 40mm  
L > 4m: L + 1%

THIS DRAWING MAY NOT BE COPIED OR REPRODUCED IN ANY WAY, AND MAY NOT BE PASSED ON TO A THIRD PARTY WITHOUT WRITTEN PERMISSION.  
OWNERSHIP AND COPYRIGHT OF CONEC GmbH

dim. in mm	
date	name
drawn 14.03.07	Fromm
appd. 14.03.07	Mankopf



title:  
**Connecting cable M12x1, female connector angled with LED - male connector axial**

dwg no:  
**43K1A465**

part no:  
**see table**