THIS DRAWING IS UNPUBLISHED. RELEASED FOR PUBLICATION 20
© COPYRIGHT 20 BY TYCO ELECTRONICS CORPORATION. ALL RIGHTS RESERVED.

PART NUMBER	REV	FIRST USED	POWER UNIT	FEED TYPE	DESCRIPTION
1855138-1	B	122500-1	LEADMAKER	AIR FEED	CUTS CARRIER
1855138-2	B	565435-5	BENCH MODEL K	AIR FEED	CUTS CARRIER
1855138-3	B	354500-1	BENCH MODEL G	AIR FEED	CUTS CARRIER
7-1855138-7	A	-	-	-	SPARE PARTS

1. RECOMMENDED SPARE PARTS
2. GREASE LIGHTLY
3. GUARD MUST BE IN PLACE WHEN OPERATING APPLICATOR IN A BENCH MACHINE
4. INSTALL ITEMS 101,102 AND 119 ON SIDE OF STRIPPER ON APPL. HOUSING USING ITEM 21.

* WARNING
ON INSTALLATION, SET WIRE DISC TO LARGEST WIRE SIZE SETTING. USE OF SETTINGS BELOW MIN. REQUIRED CRIMP HEIGHT SETTING WILL CAUSE DAMAGE TO CRIMP TOOLING.

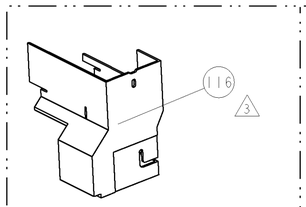

AMP-O-LECTRIC TERM GUARD

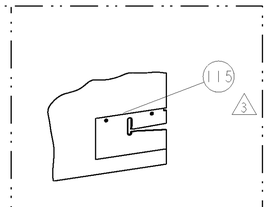

G TERMINATOR GUARD

TERMINAL NAME: RING TONGUE

TYCO PN	MANF PN	PACKARD TERMINAL - PACKARD CRIMP SPECS			
1949178	2977493				
-	-		CRIMP HEIGHT	WIRE SIZE	REF SETTING
-	-		2.75±0.05mm[.108±.002]	2.0mm or (1)18+(1)16	B2
-	-		2.60±0.05mm[.102±.002]	1.0mm	C5
-	-		-	-	-
-	-		-	-	-
-	-	CRIMP	SIZE	TYPE	RANGE
-	-	WIRE	3.68mm [.145]	F	2.0-1.0mm2
-	-	INSUL	5.18mm [.204]	O	3.36-3.97

WIRE STRIP LENGTH	TERM APPL SPEC	FEED	APPLICATOR INSTRUCTIONS	SET UP GAGE
6.05-6.43mm	NONE	19.94mm	408-8040	458637-1

LOC	DIST
A	66

REVISIONS

P	LTR	DESCRIPTION	DATE	DWN	APVD
	A	PRODUCT RELEASE	17MAR2007	CMR	GB
	B	ECR-07-011323	15MAY2007	MY	GB

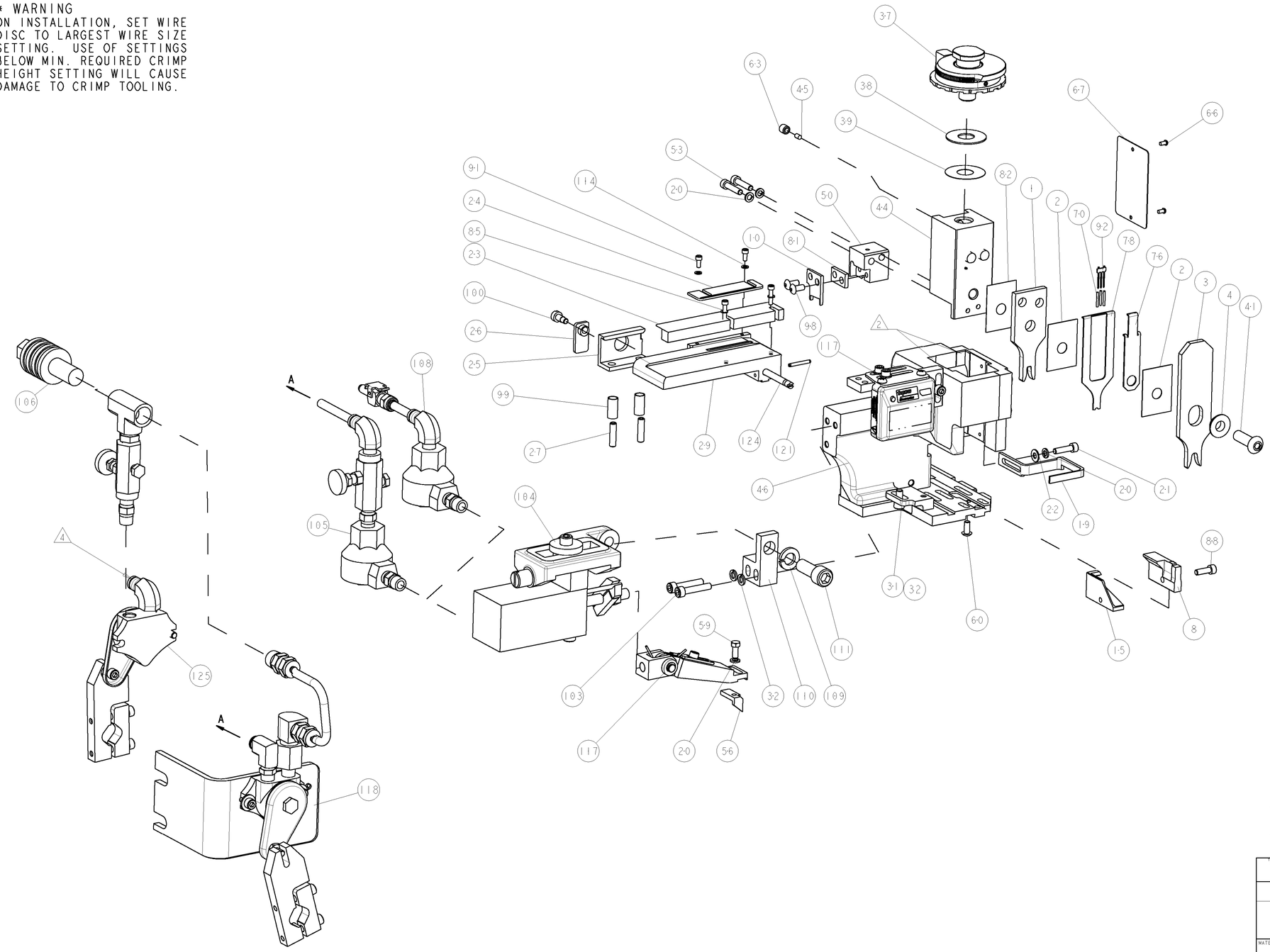

-	-	1	-	-	455350-4	AIR BLAST ASS'Y	125
-	1	1	1	-	690432-3	ADJUSTMENT SCREW	124
-	1	1	1	-	4-21028-0	PIN, SLOTTED SPRING .094 X .750	121
-	18	24	18	IN	27319-4	TUBING, POLY-FLO, NATURAL	119
-	-	1	-	-	692655-6	AIR FEED VALVE ASSEMBLY	118
-	1	1	1	-	461062-1	FEED FINGER ASSEMBLY	117
3 -	-	REF	-	..	455749-1	GUARD WINDOW	116
3 -	REF	-	-	..	679532-1	INSERT, GUARD	115
-	4	4	4	-	21024-2	WASHER, SPRG LOCK, REG NO 4	114
-	1	1	1	-	3-21001-5	SCR, SKT HD CAP 3/8-16 X 1.000	111
-	1	1	1	-	459610-1	MOUNT, FEED BRACKET	110
-	1	1	1	-	21024-8	WASHER, SPRG LOCK, REG 3/8	109
-	1	-	1	-	692655-7	AIR FEED VALVE ASSEMBLY	108
-	-	1	-	-	24042-2	VALVE, SLEEVE, 3-WAY	106
-	-	1	-	-	692655-5	AIR FEED VALVE ASSEMBLY	105
-	1	1	1	-	461065-1	ASSEMBLY, AIR FEED	104
-	2	2	2	-	3-21000-9	SCR, SKT HD CAP 10-32 X 1.000	103
-	1	1	1	-	986220-3	CLAMP, CABLE, BLACK	102
-	1	1	1	-	23238-1	INSERT, COUPLING	101
-	1	1	1	-	22353-8	SCR, SHLD, SLOT HD, 3/16 DIA	100
-	2	2	2	-	22281-9	SPRING, COMPRESSION	99
-	2	2	2	-	2-21002-1	SCR, BTN SKT HD CAP 8-32 X .375	98
-	1	1	1	-	1424350-1	HOLDER, PIN, WIRED	92
-	2	2	2	-	1-21000-3	SCR, SKT HD CAP 4-40 X .250	91
-	1	1	1	-	2-21000-7	SCR, SKT HD CAP 8-32 X .500	88
-	2	2	2	-	1-21000-5	SCR, SKT HD CAP 4-40 X .500	85
-	1	1	1	-	455888-1	SPACER, CRIMPER	82
-	1	1	1	-	240641-7	SPACER	81
-	1	1	1	-	1490525-2	DEPRESSOR, WIRE	78
-	1	1	1	-	1490524-2	DEPRESSOR, SPACER	76
-	1	1	1	-	4088040	SF APPL INST 408-8040	72
-	1	1	1	-	217238-1	GENERAL INSTRUCTION PKG	71
-	3	3	3	-	2-23147-2	SPRING, COMPRESSION	70
-	1	1	1	-	461264-5	PLATE, IDENTIFICATION	67
-	2	2	2	-	21017-2	SCREW, DRIVE	66
-	1	1	1	-	21009-2	SCR, SET, SELF LOCKING 1/4-20 X .250	63
-	1	1	1	-	22733-8	SCR, BHSC, SELF-LOCKING, 8-32 X .375	60
-	1	1	1	-	2-22603-1	SCR, HEX HD CAP 8-32 X .375	59
-	1	1	1	-	1-694433-5	FEED PAWL	56
-	2	2	2	-	2-21000-9	SCR, SKT HD CAP 8-32 X .750	53
-	1	1	1	-	1633508-2	HOLDER, SLUG BLADE	50
-	1	1	1	-	1633399-1	APPL., BASIC AIR FEED SUB ASSY	46
-	1	1	1	-	690191-1	PLUG,NYLON	45
-	1	1	1	-	1-455673-5	RAM, SIDE FEED	44
-	1	1	1	-	690686-1	CRIMPER, BOLT SPECIAL	41
-	1	1	1	-	690125-1	SHIM SUB-ASSY	39
-	1	1	1	-	469367-7	SHIM	38
-	1	1	1	-	879103-2	FINE ADJUST HEAD ASSEMBLY	37
-	3	3	3	-	21024-5	WASHER, SPRG LOCK, REG NO 10	32
-	1	1	1	-	3-21000-4	SCR, SKT HD CAP 10-32 X .375	31
-	1	1	1	-	2-844048-7	PLATE, REAR STRIP GUIDE	29
-	2	2	2	-	5-21006-6	SCR, SET, CUP POINT 10-32 X .750	27
-	1	1	1	-	356835-1	LEVER, DRAG RELEASE	26
-	1	1	1	-	240792-1	DRAG, TERMINAL	25
-	1	1	1	-	1-690438-9	FRONT STRIP GUIDE	24
-	1	1	1	-	2-189124-3	GUIDE, FRONT STRIP	23
-	1	1	1	-	21055-6	WASHER, FLAT, REG NO 8	22
-	1	1	1	-	2-21000-8	SCR, SKT HD CAP 8-32 X .625	21
-	4	4	4	-	21024-4	WASHER, SPRG LOCK, REG NO 8	20
-	1	1	1	-	1-456468-1	STRIPPER, SPECIAL	19
1 -	1	1	1	-	1633124-7	PLATE, REAR SHEAR	15
1 -	1	1	1	-	1583859-4	BLADE, SLUG	10
1 1	1	1	1	-	1633507-2	ANVIL, SPECIAL, COMBINATION	8
-	1	1	1	-	2-238009-1	BLOCK, FL CRIMPER SPACER	4
1 1	1	1	1	-	8-1583690-4	CRIMPER, INSUL O	3
-	2	2	2	-	455888-3	SPACER, CRIMPER	2
1 1	1	1	1	-	6-1633305-8	CRIMPER, WIRE PREMIUM	1
-77	-3	-2	-1	U/M	PART NO	DESCRIPTION	ITEM NO

THIS DRAWING IS A CONTROLLED DOCUMENT FOR TYCO ELECTRONICS CORPORATION. IT IS SUBJECT TO CHANGE AND THE CONTROLLING ENGINEERING ORGANIZATION SHOULD BE CONTACTED FOR THE LATEST REVISION.

DWN C.REICHELDERFER 26OCT2006	tyco Electronics	Tyco Electronics Harrisburg, PA 17105-3608	
CHK T.ELBIN 26OCT2006			
APVD T.BENCHOFF 26OCT2006	NAME FINE ADJUST SIDE FEED HDM APPLICATOR -		
PRODUCT SPEC -			
APPLICATION SPEC -	SIZE A1	CAGE CODE 00779	DRAWING NO C-1855138
WEIGHT -			RESTRICTED TO -
CUSTOMER DRAWING	SCALE 3:5	SHEET 1 OF 1	REV B

DIMENSIONS: INCHES

TOLERANCES UNLESS OTHERWISE SPECIFIED:
0 PLC ±-
1 PLC ±0.1
2 PLC ±0.01
3 PLC ±0.001
4 PLC ±0.0001
ANGLES ±-

MATERIAL - -
FINISH - -

CUSTOMER VIEWABLE ASSEMBLY

AMP 4805 REV 31MAR2000