

Inline terminal - IB IL DO 1 AC-PAC - 2861920

Please be informed that the data shown in this PDF Document is generated from our Online Catalog. Please find the complete data in the user's documentation. Our General Terms of Use for Downloads are valid (<http://phoenixcontact.com/download>)



Inline digital output terminal block, complete with accessories (connector and labeling field), 1 output, 12 to 253 V AC, 500 mA, 3-wire connection method

Product Features

- 4 digital outputs
- Connection of actuators in 3-wire technology
- Nominal current per output: 500 mA
- Diagnostic and status indicators



Key commercial data

Packing unit	1 pc
Weight per Piece (excluding packing)	77.2 GRM
Custom tariff number	85389091
Country of origin	Germany

Technical data

Note

Utilization restriction	EMC: class A product, see manufacturer's declaration in the download area
-------------------------	---

Dimensions

Width	12.2 mm
Height	119.8 mm
Depth	71.5 mm
Note on dimensions	Housing dimensions

Ambient conditions

Ambient temperature (operation)	-25 °C ... 55 °C
Ambient temperature (storage/transport)	-25 °C ... 85 °C

Inline terminal - IB IL DO 1 AC-PAC - 2861920

Technical data

Ambient conditions

Permissible humidity (operation)	75 % ... 85 % (in the range of -25°C ... +55°C, appropriate measures against increased humidity (> 85%) must be taken.)
Permissible humidity (storage/transport)	75 % ... 85 % (slight temporary condensation may sometimes appear on the housing)
Air pressure (operation)	70 kPa ... 106 kPa (up to 3000 m above sea level)
Air pressure (storage/transport)	70 kPa ... 106 kPa (up to 3000 m above sea level)
Degree of protection	IP20

General

Weight	45 g
Note on weight specifications	Without plug
Mounting type	DIN rail
Protection class	I, IEC 61140, EN 61140, VDE 0140-1
Test section	5 V supply, incoming remote bus/7.5 V supply (bus logics) 500 V AC 50 Hz 1 min
	5 V supply, outgoing remote bus/7.5 V supply (bus logics) 500 V AC 50 Hz 1 min
	7.5 V supply (bus logics) / I/O area 2500 V AC 50 Hz 1 min
	Routine test 1200 V AC 50 Hz 1 min
	I/O area / FE 500 V AC 50 Hz 1 min
	Output / Phase 500 V AC 50 Hz 1 min

Interfaces

Designation	Inline local bus
Connection method	Inline data jumper
Transmission speed	500 kBit/s

Power supply for module electronics

Supply voltage	24 V DC (nominal value)
Supply voltage range	19.2 V DC ... 30 V DC (including all tolerances, including ripple)
Communications power U_L	7.5 V (via voltage jumper)
Current consumption	max. 35 mA (from the local bus)

Inline potentials

Communications power U_L	7.5 V DC
Current consumption from U_L	max. 35 mA
Main circuit supply U_M	230 V AC
Current consumption from U_M	max. 0.5 A AC

Digital outputs

Output name	Digital outputs
-------------	-----------------

Inline terminal - IB IL DO 1 AC-PAC - 2861920

Technical data

Digital outputs

Connection method	Spring-cage connection
	3-conductor
Number of outputs	1
Protective circuit	Overload protection, short-circuit protection of outputs
Maximum output current per channel	500 mA
Maximum output current per module	500 mA

Classifications

eCl@ss

eCl@ss 4.0	27250302
eCl@ss 4.1	27250302
eCl@ss 5.0	27250302
eCl@ss 5.1	27242604
eCl@ss 6.0	27242604
eCl@ss 7.0	27242604
eCl@ss 8.0	27242604

ETIM

ETIM 2.0	EC001430
ETIM 3.0	EC001599
ETIM 4.0	EC001599
ETIM 5.0	EC001599

UNSPSC

UNSPSC 6.01	43172015
UNSPSC 7.0901	43201404
UNSPSC 11	43172015
UNSPSC 12.01	43201404
UNSPSC 13.2	43201404

Approvals

Approvals

Approvals

UL Recognized / cUL Recognized / GOST / UL Recognized / cUL Recognized / GOST / cULus Recognized

Inline terminal - IB IL DO 1 AC-PAC - 2861920

Approvals

Ex Approvals


Approvals submitted


Approval details


UL Recognized 


cUL Recognized 

GOST 

UL Recognized 

cUL Recognized 

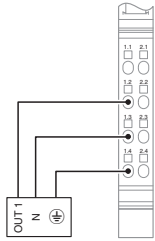
GOST 

cULus Recognized  US

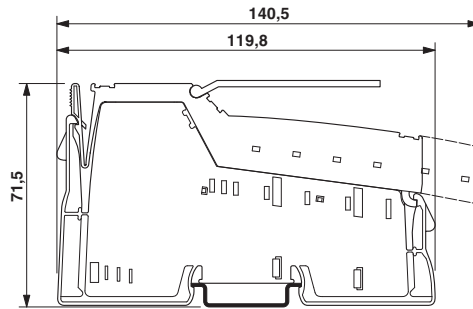
Drawings

Inline terminal - IB IL DO 1 AC-PAC - 2861920

Connection diagram



Dimensioned drawing



Catalog photo




Figure may contain other products.

