

Header - PC 5/ 9-GU-7,62 - 1720754

Please be informed that the data shown in this PDF Document is generated from our Online Catalog. Please find the complete data in the user's documentation. Our General Terms of Use for Downloads are valid (<http://download.phoenixcontact.com>)

Header, Nominal current: 41 A, Rated voltage (III/2): 630 V, Number of positions: 9, Pitch: 7.62 mm, Color: green, Contact surface: Tin, Assembly: Soldering



The figure shows a 5-pos. version of the product

Product Features

- PCB-SHIELD shroud for a professional EMC shield connection
- Vibration-resistant connection by means of threaded flange (-GF; also for screw connection in the device)
- CP-PC RD coding profiles as protection against mismatching
- PC 5 headers for use in combination with PC 5 plugs
- Compatible with the Click and Lock system



Key commercial data

Packing unit	1 pc
Minimum order quantity	50 pc
Weight per Piece (excluding packing)	22.22 GRM
Custom tariff number	85366990
Country of origin	Germany

Technical data

Dimensions

Length	29.25 mm
Pitch	7.62 mm
Dimension a	60.96 mm
Pin dimensions	0,8 x 1,0
Pin spacing	7.62 mm
Hole diameter	1.3 mm

General

Header - PC 5/ 9-GU-7,62 - 1720754

Technical data

General

Range of articles	PC 5/..-GU
Insulating material group	IIIa
Rated surge voltage (III/3)	6 kV
Rated surge voltage (III/2)	6 kV
Rated surge voltage (II/2)	6 kV
Rated voltage (III/3)	630 V
Rated voltage (III/2)	630 V
Rated voltage (II/2)	1000 V
Connection in acc. with standard	EN-VDE
Nominal current I _N	41 A
Maximum load current	41 A
Insulating material	PBT
Inflammability class according to UL 94	V0
Color	green
Number of positions	9

Classifications

eCl@ss

eCl@ss 4.0	272607xx
eCl@ss 4.1	27260701
eCl@ss 5.0	27260701
eCl@ss 5.1	27260701
eCl@ss 6.0	27260704
eCl@ss 7.0	27440402
eCl@ss 8.0	27440402

ETIM

ETIM 3.0	EC001121
ETIM 4.0	EC002637
ETIM 5.0	EC002637

UNSPSC

UNSPSC 6.01	30211810
UNSPSC 7.0901	39121409
UNSPSC 11	39121409
UNSPSC 12.01	39121409
UNSPSC 13.2	39121409

Header - PC 5/ 9-GU-7,62 - 1720754

Approvals

Approvals

Approvals

UL Recognized / cUL Recognized / GOST / GOST / cULus Recognized

Ex Approvals

Approvals submitted

Approval details

UL Recognized			
	B	C	D
Nominal current IN	41 A	41 A	10 A
Nominal voltage UN	300 V	150 V	300 V

cUL Recognized			
	B	C	D
Nominal current IN	41 A	41 A	10 A
Nominal voltage UN	300 V	150 V	300 V

GOST			
------	--	--	--

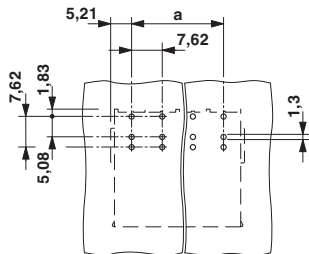
GOST			
------	--	--	--

cULus Recognized			
------------------	--	--	--

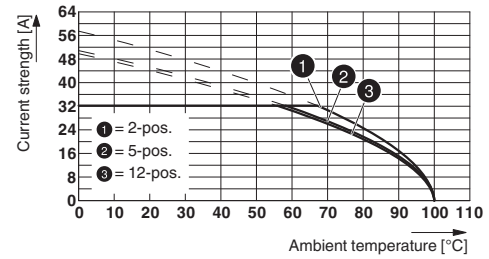
Header - PC 5/ 9-GU-7,62 - 1720754

Drawings

Drilling diagram

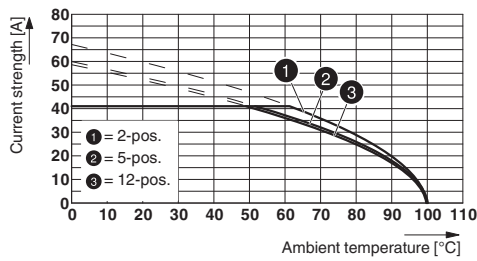


Diagram



Type: PC 5/...-ST(F)1-7,62 with PC 5/...-GU(F)-7,62
 Conductor cross section: 6 mm²

Diagram



Type: PC 5/...-ST(F)1-7,62 with PC 5/...-G(F)U-7,62
 Conductor cross section: 10 mm²

Dimensioned drawing

