

Inline function terminal - IB IL TEMP 2 UTH-XC-PAC - 2701216

Please be informed that the data shown in this PDF Document is generated from our Online Catalog. Please find the complete data in the user's documentation. Our General Terms of Use for Downloads are valid (<http://phoenixcontact.com/download>)



Inline analog input terminal, extreme conditions version, complete with accessories (connector plug and labeling field), 2 inputs, TC (thermocouple), 2-conductor connection technology

Product Features

- Connection of thermocouples according to DIN EN 60584-1 and DIN 43710
- Absolute and differential temperature measurement (configurable)
- Measured value acquisition with 16-bit resolution
- Internal and external cold junction
- 15 mV to +85 mV linear input



Key commercial data

Packing unit	1 pc
Weight per Piece (excluding packing)	100.0 GRM
Custom tariff number	85389091
Country of origin	Germany

Technical data

Note

Utilization restriction	EMC: class A product, see manufacturer's declaration in the download area
-------------------------	---

Dimensions

Width	12.2 mm
Height	136.8 mm
Depth	71.5 mm

Ambient conditions

Ambient temperature (operation)	-40 °C ... 55 °C (See also the "Tested successfully: Use under extreme ambient conditions" section of the data sheet.)
---------------------------------	--

Inline function terminal - IB IL TEMP 2 UTH-XC-PAC - 2701216

Technical data

Ambient conditions

Ambient temperature (storage/transport)	-40 °C ... 85 °C
GRP_Temperature class	T2 (-40°C ... 55°C, EN 50155)
Permissible humidity (operation)	10 % ... 95 % (according to DIN EN 61131-2)
Permissible humidity (storage/transport)	10 % ... 95 % (according to DIN EN 61131-2)
Air pressure (operation)	70 kPa ... 106 kPa (up to 3000 m above sea level)
Air pressure (storage/transport)	70 kPa ... 106 kPa (up to 3000 m above sea level)
Degree of protection	IP20

General

Weight	67 g
Note on weight specifications	with connector
Mounting type	DIN rail
Operating mode	Process data operation with 2 words
Protection class	III, IEC 61140, EN 61140, VDE 0140-1
Test section	5 V supply, incoming remote bus/7.5 V supply (bus logics) 500 V AC 50 Hz 1 min
	5 V supply, outgoing remote bus/7.5 V supply (bus logics) 500 V AC 50 Hz 1 min
	7.5 V supply (bus logics)/24 V supply (I/O) 500 V AC 50 Hz 1 min
	7.5 V supply (bus logics)/24 V supply (I/O) 500 V AC 50 Hz 1 min
	24 V analog supply (analog I/O) / functional earth ground 500 V AC 50 Hz 1 min
	24 V supply (I/O) / functional earth ground 500 V AC 50 Hz 1 min

Interfaces

Designation	Inline local bus
Connection method	Inline data jumper
Transmission speed	500 kBit/s
Transmission physics	Copper

Inline potentials

Communications power U_L	7.5 V DC (via voltage jumper)
Current consumption from U_L	max. 60 mA
	typ. 43 mA
I/O supply voltage U_{ANA}	24 V DC
Current consumption from U_{ANA}	max. 18 mA
	typ. 11 mA
Power consumption	typ. 590 mW

Analog inputs

Inline function terminal - IB IL TEMP 2 UTH-XC-PAC - 2701216

Technical data

Analog inputs

Number of inputs	2
Input name	Analog UTH inputs
Description of the input	Inputs for thermocouples or linear voltage
Connection method	Spring-cage connection
	2-wire (shielded)
Sensor types that can be used (TC)	U, T, L, J, E, K, N, S, R, B, C, W, HK
Measuring principle	Successive approximation
Measured value representation	16 bits two's complement and other
A/D conversion time	< 120 µs (per channel)
Resolution A/D	16 bit
Process data update	30 ms (For both channels)

Classifications

eCl@ss

eCl@ss 4.0	27250303
eCl@ss 4.1	27250303
eCl@ss 5.0	27250303
eCl@ss 5.1	27242601
eCl@ss 6.0	27242601
eCl@ss 7.0	27242601
eCl@ss 8.0	27242601

ETIM

ETIM 3.0	EC001596
ETIM 4.0	EC001599
ETIM 5.0	EC001596

UNSPSC

UNSPSC 6.01	43172015
UNSPSC 7.0901	43201404
UNSPSC 11	43172015
UNSPSC 12.01	43201404
UNSPSC 13.2	43201404

Approvals

Approvals

Inline function terminal - IB IL TEMP 2 UTH-XC-PAC - 2701216

Approvals



Approvals

UL Recognized / cUL Recognized / cULus Recognized

Ex Approvals

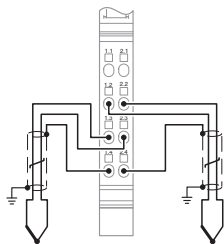
Approvals submitted

Approval details



Drawings

Connection diagram



Dimensioned drawing

