

Housing - HC-B 6-TMS-100/O1STM20S-EUA - 1604078

Please be informed that the data shown in this PDF Document is generated from our Online Catalog. Please find the complete data in the user's documentation. Our General Terms of Use for Downloads are valid (<http://download.phoenixcontact.com>)



HEAVYCON ADVANCE for increased environmental requirements, sleeve housing B6, with screw locking, height 100 mm, with 1xM20 thread, lateral cable outlet



Key commercial data

Packing unit	1 PCE
Weight per Piece (excluding packing)	301.32 GRM
Custom tariff number	85389099
Country of origin	Germany

Technical data

Dimensions

Height	100 mm
Width	57 mm
Length	92 mm
Length of the assembly cutout	52 mm
Width of the assembly cutout	35 mm

Ambient conditions

Degree of protection of housing (IP)	IP65
	IP68 (0.2 bar/24 h)
	IP69K
Ambient temperature (operation)	-40 °C ... 125 °C

General

Note	For contact inserts HC-B6, BB10, DD24, M
Design	B6

Housing - HC-B 6-TMS-100/O1STM20S-EUA - 1604078

Technical data

General

Housing type	Sleeve housings
Locking type	Screw locking
Torque	3 Nm (Locking screw)
Fixing screws	M6
No. of cable exits	1
Cable exit	Lateral
Screw connection	None
Type of the screw connection	1x M20
Housing material	Die-cast aluminum, salt water resistant
Housing surface material	Powder-coated, black
Seal material	Viton
Material lock	High-grade steel
Assembly instructions	In order to guarantee that the ground conductor contact functions even when plugged in at an angle, the two panel mounting flanges must have sufficient electrical contact with the metal mounting panel.
Connection	Tightening torque of locking screw: 3 Nm.

Classifications

eCl@ss

eCl@ss 4.0	272607xx
eCl@ss 4.1	27140816
eCl@ss 5.0	27371205
eCl@ss 5.1	27371205
eCl@ss 6.0	27371205
eCl@ss 7.0	27371205
eCl@ss 8.0	27371205

ETIM

ETIM 2.0	EC000437
ETIM 3.0	EC000437
ETIM 4.0	EC000437
ETIM 5.0	EC000437

UNSPSC

UNSPSC 6.01	31261502
UNSPSC 7.0901	31261502
UNSPSC 11	31261502

Housing - HC-B 6-TMS-100/O1STM20S-EUA - 1604078

Classifications

UNSPSC

UNSPSC 12.01	31261502
UNSPSC 13.2	31261502

Approvals

Approvals


Approvals

GOST

Ex Approvals

Approvals submitted

Approval details



Accessories

Accessories

Full screw connection

Cable gland - HC-K-KV-M20(8-13) - 1690626



Plastic screw connection up to 5 bar, thread length: 8 mm, cable diameter: 8 - 13 mm, WAF 24, screw connection: M20

Housing - HC-B 6-TMS-100/O1STM20S-EUA - 1604078

Accessories

Cable gland - HC-M-KV-M20(9-13) - 1690561



Metal screw connection up to 5 bar, thread length: 6 mm, cable diameter: 9 - 13 mm, WAF 22, screw connection: M20

Cable gland - HC-M-KV-M20(11-16) - 1645998



Metal screw connection up to 5 bar, thread length: 6 mm, cable diameter: 11 - 16 mm, WAF 27, screw connection: M20

Panel mounting flange

Mounting flange - HC-B-AF - 1686533



Panel mounting flange for HEAVYCON-ADVANCE TMS housing with screw locking

Mounting flange - HC-B-AF-SET - 1604638



Panel mounting flange for screw locking, set comprising 2 panel mounting flanges with 4 self-tapping Torx® head screws and 4 fan-type washers

Protective cover

Protective covers - HC-B 6-TMS-SD-IP50 - 1690736



HEAVYCON ADVANCE IP50 protective cover B6, for panel mounting side, with clip locking, with retaining cord, diameter of retaining cord eyelet 3 mm

Housing - HC-B 6-TMS-100/O1STM20S-EUA - 1604078

Accessories

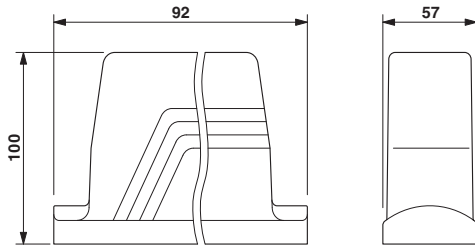
Protective covers - HC-B 6-TMS-SD-IP65 - 1690778



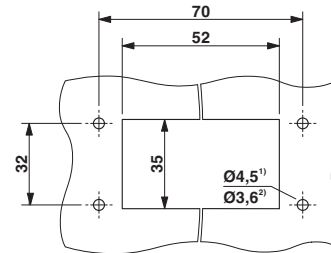
HEAVYCON ADVANCE IP65 protective cover B6, for panel mounting side, with screw locking, with retaining cord, diameter of retaining cord eyelet 3 mm

Drawings

Dimensioned drawing



Dimensioned drawing



Mounting cutout

¹⁾ when M4 screws are used

²⁾ when self-tapping Torx® screws are used (Torx® 20, M4)