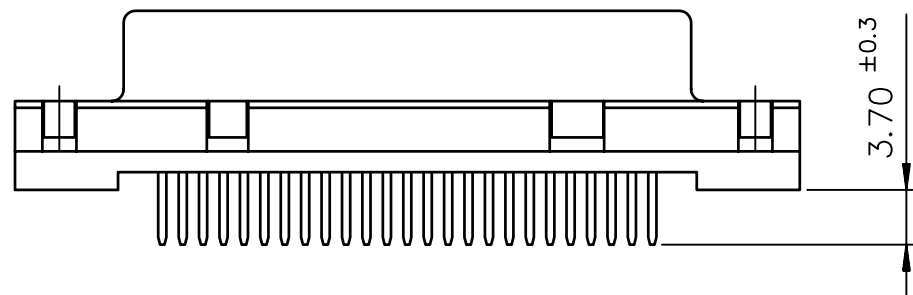
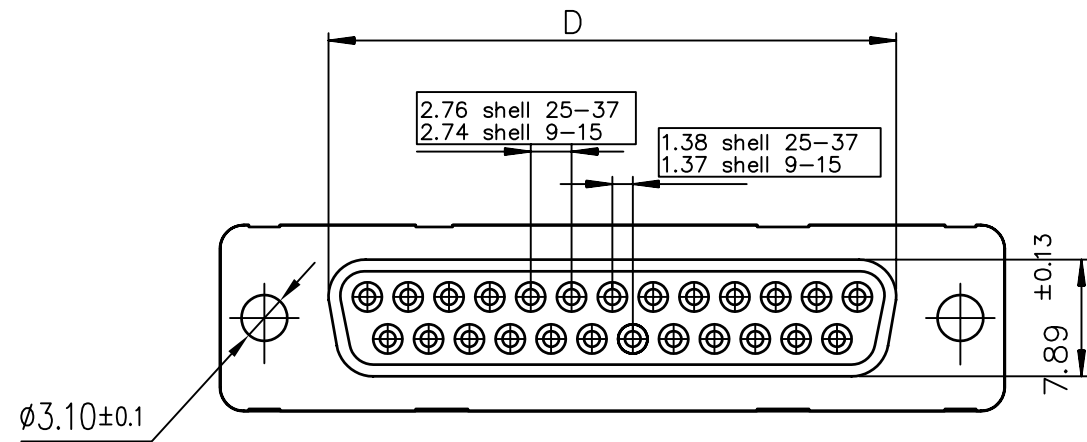
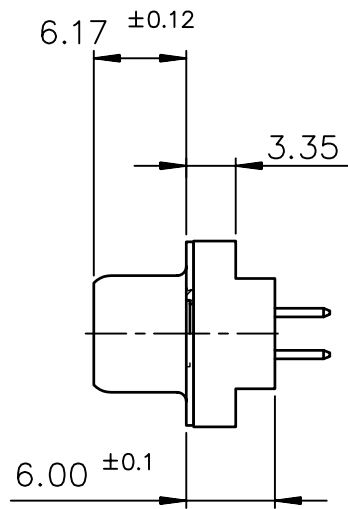
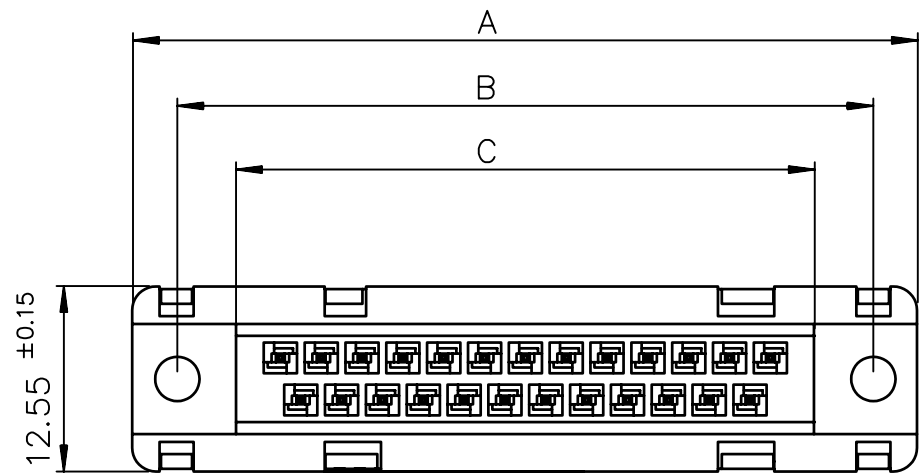
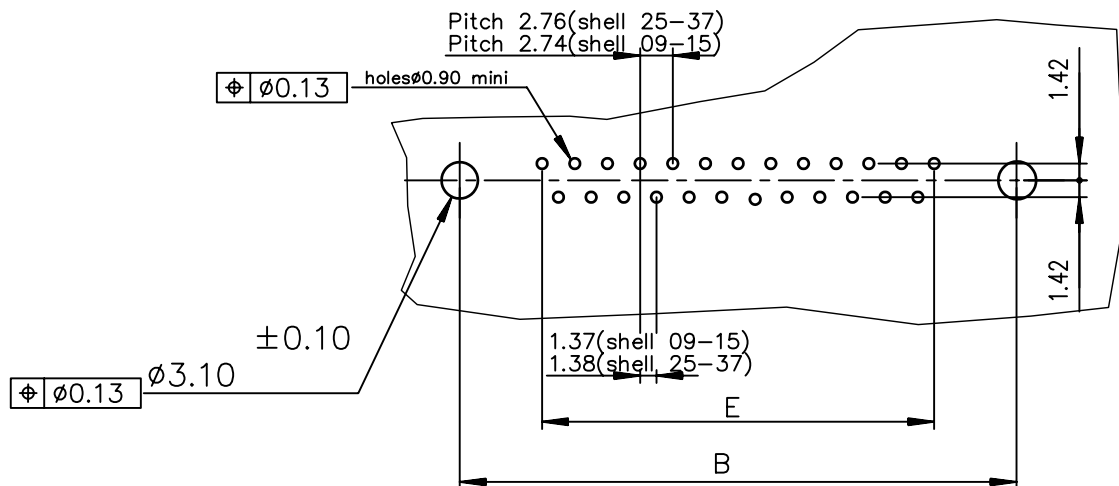




Copyright FCI.



PC card drilling dimensions(after plating)
(thickness 2.40±0.20mm)



TIN LEAD PART NUMBER

SHELL	A±0.38	B±0.12	C±0.10	D±0.25	E±0.07	PART NUMBER
09	30.81	24.99	16.96	16.21	10.96	D09S24B.PA00
15	39.14	33.32	25.18	24.54	19.18	D15S24B.PA00
25	53.03	47.04	39.12	38.25	33.12	D25S24B.PA00
37	69.32	63.50	55.68	54.71	49.68	D37S24B.PA00

Protection: 4 --> 200 mating
6 --> 500 mating

LEAD FREE PART NUMBER

SHELL	A±0.38	B±0.12	C±0.10	D±0.25	E±0.07	PART NUMBER
09	30.81	24.99	16.96	16.21	10.96	D09S24B.PA00LF
15	39.14	33.32	25.18	24.54	19.18	D15S24B.PA00LF
25	53.03	47.04	39.12	38.25	33.12	D25S24B.PA00LF
37	69.32	63.50	55.68	54.71	49.68	D37S24B.PA00LF

Protection: 4 --> 200 mating
6 --> 500 mating

GENERAL CHARACTERISTICS AND ROHS INFORMATIONS:

SEE DRAWING C01-8646-0000

European Views

www.fciconnect.com			surface ISO 1302 ✓	tolerance std ISO 406 ISO 1101	projection mm
TOLERANCES UNLESS OTHERWISE SPECIFIED					
Dr	LELEON	1992/09/15	ANGULAR	0.X	±0.1
Eng	PESSON	1992/09/15	LINEAR	0.XX	±0.1
Chr	NIRMAL G	2010-12-06	0.XX' ±2'	0.XXX	±0.1
Appr	SUDHIR V	2010-12-06	Product family	D-SUB	Spec ref -
size	A3		Scale 2		
ECN	110-0235				

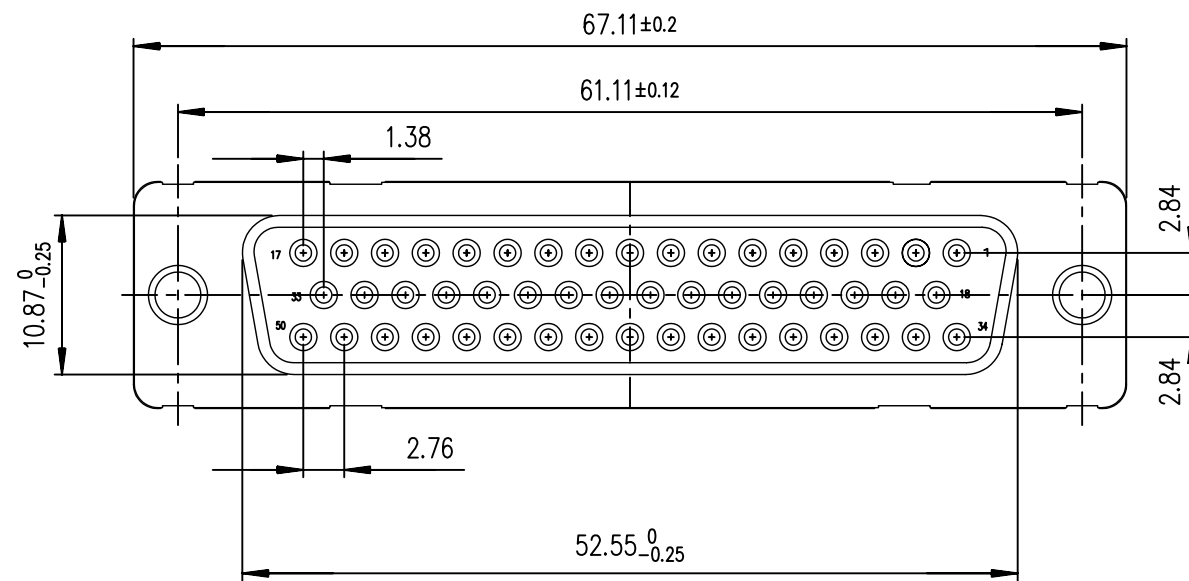
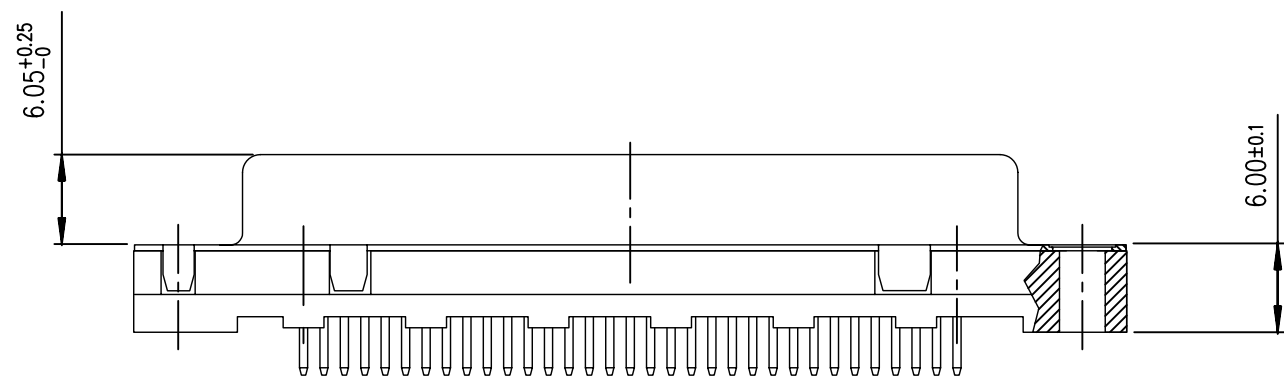
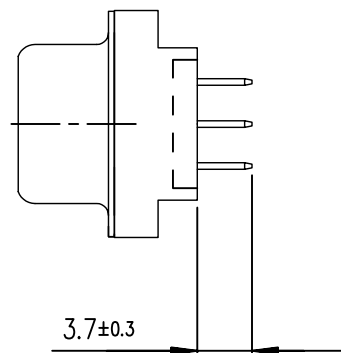
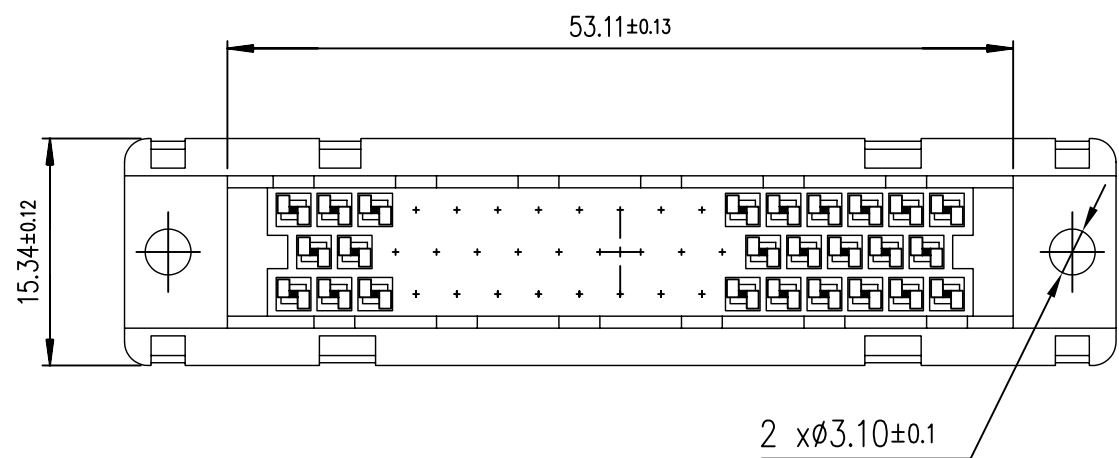
rev	ecn no	dr	date
C	-	JOU	1996/03/01
D	LS05-001	MPE	2005/03/12
E	LS06-0095	LGO	2006/06/19
F	110-0235	NG	2010-12-06
-	-	-	-
-	-	-	-
-	-	-	-

FCI	title	FEMALE CONNECTOR STD EUROPE	dwg no	C01-8646-0120	Rev.	F
	straight solder type for PCB 2.40mm					
catalog no	-	CUSTOMER	sheet	1 of 2		

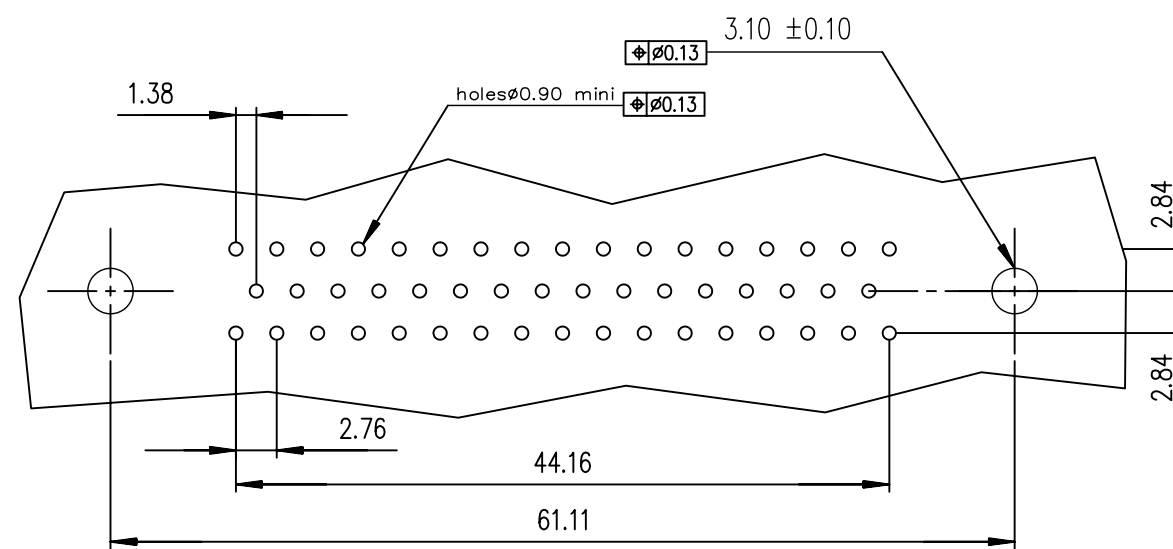


Copyright FCI.

D



PC card drilling dimensions
(after plating - thickness: 1.60 mm)



TIN LEAD PART NUMBER LEAD FREE PART NUMBER

Part number	D50S24B*PA00	D50S24B*PA00LF
-------------	--------------	----------------

Protection: 4 --> 200 mating
6 --> 500 mating

GENERAL CHARACTERISTICS AND ROHS INFORMATIONS:
SEE DRAWING C01-8646-0000

European Views

www.fciconnect.com		surface ISO 1302 ✓	tolerance std ISO 406 ISO 1101	projection mm
TOLERANCES UNLESS OTHERWISE SPECIFIED				
Dr	LELEON	1992/09/15	ANGULAR	0.X ±0.1
Eng	PESSON	1992/09/15	LINEAR	0.XX ±0.1
Chr	NIRMAL G	2010-12-06	0.XX' ±2'	0.XXX ±0.1
Appr	SUDHIR V	2010-12-06	Product family	D-SUB Spec ref -
size				A3
Scale				2
ECN				I10-0235

rev	ecn no	dr	date
C	-	JOU	1996/03/01
D	LS05-001	MPE	2005/03/12
E	LS06-0095	LGO	2006/06/19
F	I10-0235	NG	2010-12-06
-	-	-	-
-	-	-	-
-	-	-	-

FCI	title	FEMALE CONNECTOR STD EUROPE	dwg no	C01-8646-0120	Rev.	F
	straight solder type for PCB 2.40mm					
catalog no	-	CUSTOMER	sheet	2 of 2		

REV F - 2006-04-17