


Front panels



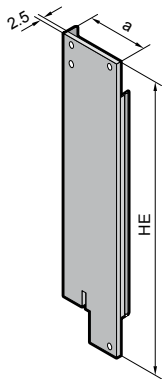
For type I, II, IV, IVs or VII handles

Material:
front panel: extruded aluminum
section, clear-chromated.



! Also required:

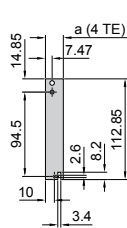
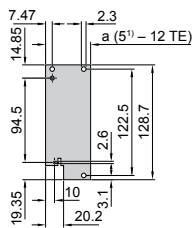
From front panel width 4 HP (for 3 U) and 8 HP (for 6 U):
Slotted centering screws,
packs of 100, order no. 3687.050,
see page 165
Posidrive centering screws,
packs of 100, order no. 3687.051,
see page 165
EMC gaskets,
see page 116.
For 3 U front panels:
PCB holder set,
see page 146



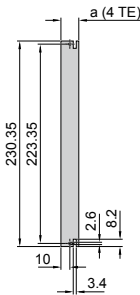
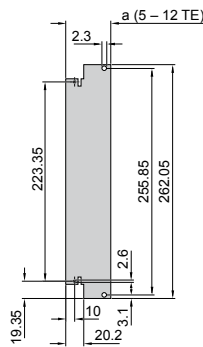
HP	a mm	Order No.		
		3 U	6 U	9 U
4	20.0	3685.524	3685.532	3685.540
5	25.1	3685.525	3685.533	3685.541
6	30.2	3685.526	3685.534	3685.542
7	35.3	3685.527	3685.535	3685.543
8	40.3	3685.528	3685.536	3685.544
10	50.5	3685.529	3685.537	3685.545
12	60.7	3685.530	3685.538	3685.546

Front panels for type I, II, IV, IVs or VII handles

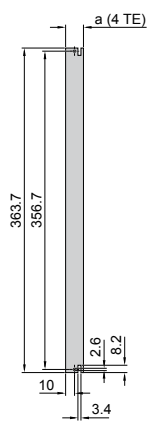
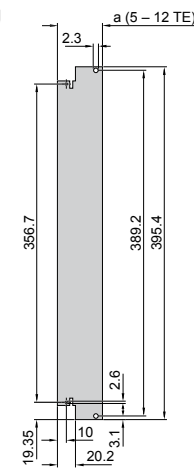
3 U



6 U



9 U



1) 2.3 mm drilled hole not contained in versions 5 – 7 HP.

HE = U
TE = HP