

## Cable - CABLE-D-15SUB/F/OE/0,25/S/2,0M - 2926111

Please be informed that the data shown in this PDF Document is generated from our Online Catalog. Please find the complete data in the user's documentation. Our General Terms of Use for Downloads are valid (<http://phoenixcontact.com/download>)




Assembled shielded round cable; connection 1: Single wires (15-position) (The wires are marked and fitted with ferrules. The braided shield is routed to a separate cable end.); connection 2: D-SUB socket strip (1x 15-position); cable length: 2 m

### Why buy this product

- Individual wire marking: 1, 2, 3, 4, etc.
- Individual wires fitted with ferrules
- Connector according to IEC 60807-2/DIN 41652
- Open end at one end
- Screw connection: 2 UNC 4-40 screws
- Shield connection: H05V-K 1 mm<sup>2</sup> cable, black, 0.5 m in length
- D-SUB socket or pin strip at one end
- 1:1 connection

### Key Commercial Data

Packing unit	1 STK
GTIN	 4 046356 547970
GTIN	4046356547970

### Technical data

#### General

Nominal voltage U <sub>N</sub>	25 V AC
	60 V DC
Max. current carrying capacity per path	2 A
Max. conductor resistance	≤ 0.09 Ω/m
Length of cable	2 m
Single wire, cross section	0.25 mm <sup>2</sup>
Single wire, cross section [AWG]	24
External diameter	9 mm

# Cable - CABLE-D-15SUB/F/OE/0,25/S/2,0M - 2926111

## Technical data

### General

Shielding	yes
	Tinned copper-braided shield, approx. 85% covering
Insertion/withdrawal cycles	> 200

### Environmental conditions

Ambient temperature (operation)	-20 °C ... 50 °C
Ambient temperature (storage/transport)	-20 °C ... 70 °C
Flame resistance	IEC 60332-1
	DIN VDE 0482 Part 332-1

### Connector 1

Connection name	Field level
Connection method	D-SUB socket strip
Number of connections	1
Number of positions	15

### Connector 2

Connection name	Controller level
Connection method	Single wires
Number of positions	15
Note	The wires are marked and fitted with ferrules. The braided shield is routed to a separate cable end.

### Supported controller

Controller	universal
------------	-----------

### Color code

Connector 1 = connector 2 (optional) = wire color	D-SUB15 (1) = white
	D-SUB15 (2) = brown
	D-SUB15 (3) = green
	D-SUB15 (4) = yellow
	D-SUB15 (5) = gray
	D-SUB15 (6) = pink
	D-SUB15 (7) = blue
	D-SUB15 (8) = red
	D-SUB15 (9) = black
	D-SUB15 (10) = violet
	D-SUB15 (11) = gray-pink
	D-SUB15 (12) = red-blue
	D-SUB15 (13) = white-green
	D-SUB15 (14) = brown-green
	D-SUB15 (15) = white-yellow

### Standards and Regulations

# Cable - CABLE-D-15SUB/F/OE/0,25/S/2,0M - 2926111

## Technical data

### Standards and Regulations

Flame resistance	IEC 60332-1
	DIN VDE 0482 Part 332-1
Connection in acc. with standard	CUL

### Environmental Product Compliance

China RoHS	Environmentally Friendly Use Period = 50
	For details about hazardous substances go to tab "Downloads", Category "Manufacturer's declaration"

## Approvals

### Approvals

---

#### Approvals


UL Recognized / cUL Recognized / CSA / EAC / cULus Recognized


---


#### Ex Approvals

---

### Approval details

UL Recognized		<a href="http://database.ul.com/cgi-bin/XYV/template/LISEXT/1FRAME/index.htm">http://database.ul.com/cgi-bin/XYV/template/LISEXT/1FRAME/index.htm</a>	FILE E 238705
Nominal voltage UN		125 V	
Nominal current IN		2 A	

cUL Recognized		<a href="http://database.ul.com/cgi-bin/XYV/template/LISEXT/1FRAME/index.htm">http://database.ul.com/cgi-bin/XYV/template/LISEXT/1FRAME/index.htm</a>	FILE E 238705
Nominal voltage UN		125 V	
Nominal current IN		2 A	

CSA		<a href="http://www.csagroup.org/services-industries/product-listing/">http://www.csagroup.org/services-industries/product-listing/</a>	70002966
Nominal voltage UN		125 V	
Nominal current IN		1 A	

## Cable - CABLE-D-15SUB/F/OE/0,25/S/2,0M - 2926111

### Approvals

EAC		RU C- DE.A*30.B00767
-----	---	-------------------------

cULus Recognized		<a href="http://database.ul.com/cgi-bin/XYV/template/LISEXT/1FRAME/index.htm">http://database.ul.com/cgi-bin/XYV/template/LISEXT/1FRAME/index.htm</a>
------------------	---	---

Phoenix Contact 2018 © - all rights reserved  
<http://www.phoenixcontact.com>

PHOENIX CONTACT GmbH & Co. KG  
Flachsmarktstr. 8  
32825 Blomberg  
Germany  
Tel. +49 5235 300  
Fax +49 5235 3 41200  
<http://www.phoenixcontact.com>