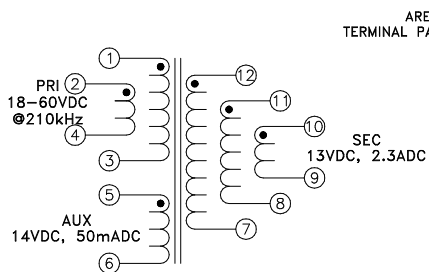
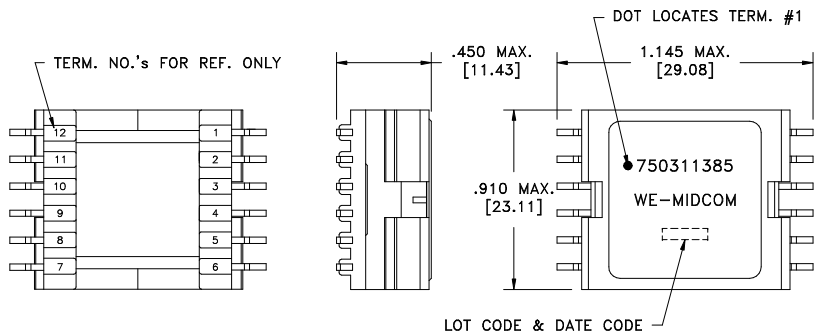
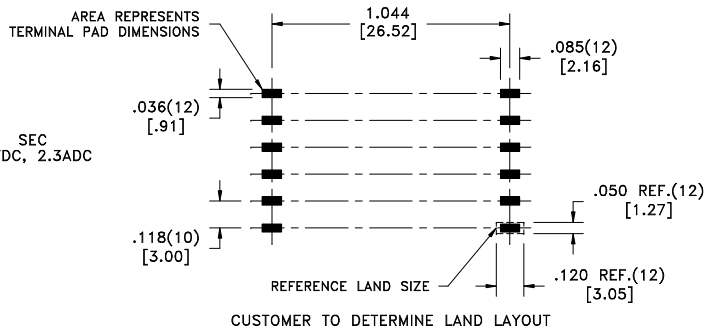


CUSTOMER TERMINAL	RoHS	LEAD(Pb)-FREE
Sn96%, Ag4%	Yes	Yes

more than you expect



Customer to tie terminals 1+2, 3+4, 7+8+9 and 10+11+12 internally on PC Board



ELECTRICAL SPECIFICATIONS @ 25°C unless otherwise noted:

PARAMETER	TEST CONDITIONS	VALUE
D.C. RESISTANCE	1-4 tie(1+2, 3+4), @20°C	0.020 ohms ±20%
D.C. RESISTANCE	5-6 @20°C	0.205 ohms ±20%
D.C. RESISTANCE	7-10 tie(7+8+9, 10+11+12), @20°C	0.012 ohms ±20%
INDUCTANCE	1-4 tie(1+2, 3+4), 100kHz, 100mVAC, Ls	15.0uH ±10%
SATURATION CURRENT	20% rolloff from initial	6.75A
LEAKAGE INDUCTANCE	1-4 tie(1+2, 3+4, 5+6, 6+7+8+9+10+11+12), 100kHz, 50mVAC, Ls	100nH typ., 200nH max.
DIELECTRIC	1-12 tie(3+4+5, 7+8+9), 1875VAC, 1 second	1500VAC, 1 minute
DIELECTRIC	1-6 tie(3+4), 625VAC, 1 second	500VAC, 1 minute
URNS RATIO	(1-3):(2-4)	1:1, ±1%
URNS RATIO	(1-3):(5-6)	1.111:1, ±1%
URNS RATIO	(1-3):(10-9)	1.25:1, ±1%
URNS RATIO	(1-3):(11-8)	1.25:1, ±1%
URNS RATIO	(1-3):(12-7)	1.25:1, ±1%

GENERAL SPECIFICATIONS:

OPERATING TEMPERATURE RANGE: -40°C to +125°C including temp rise.

REV.	DATE	Packaging Specifications Method: Tape & Reel PKG-0647 www.midcom-inc.com		Tolerances unless otherwise specified: Angles: ±1° Decimals: ±.005 [.13] Fractions: ±1/64 Footprint: ±.005 [.13]	DRAWING TITLE TRANSFORMER	PART NO. 750311385
6A	11/09	SEE REVISION SHEET FOR REVISION LEVEL	CONVENTION PLACEMENT	This drawing is dual dimensioned. Dimensions in brackets are in millimeters.	eiSos p/n: 750311385	SPECIFICATION SHEET 1 OF 1