

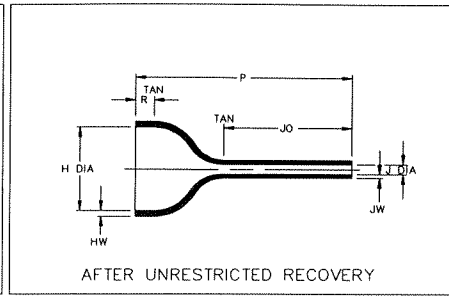
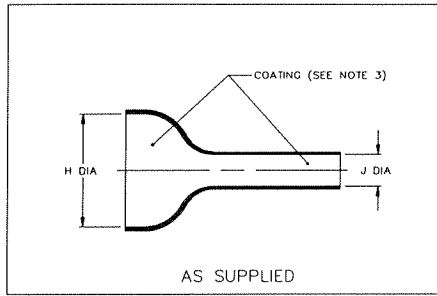
If this document is printed it becomes uncontrolled.
Check for the latest revision.

Thermofit[®] Molded Parts
Specification Control Drawing
Limited Distribution

Part Number : 202D921-X-01
Description : Boot, Straight

NOTES

- All dimensions are in $\frac{\text{inches}}{\text{[millimeters]}}$
- Dimensions appearing in table are as follows:
a - As Supplied
b - After Unrestricted Recovery
- Coating is optional. As supplied dimensions appearing in table are for uncoated parts. When coating is added, entry diameters will be reduced by .06 max.



PART NUMBER	H		J		P	R	JO	HW	JW
	Min	Max	Min	Max	±10%	Ref	±10%	±20%	±20%
	a	b	a	b	b	b	b	b	b
202D921-X-01	.76 [19.3]	.51 [12.9]	.25 [6.3]	.08 [2.1]	2.02 [51.3]	.11 [2.8]	1.48 [37.6]	.06 [1.5]	.045 [1.1]

Raychem

RAYCHEM CORPORATION
300 CONSTITUTION DRIVE
MENLO PARK, CALIFORNIA 94025

Revision : D
Date : 10/7/98

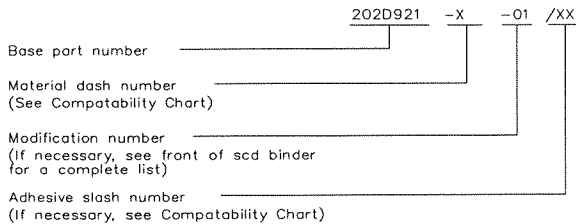
Part Number : 202D921-X-01
Description : Boot, Straight

Thermofit[®] Molded Parts
Specification Control Drawing
Limited Distribution

Part Number : 202D921-X-01
Description : Boot, Straight

MATERIAL DASH NO.	MATERIAL DESCRIPTION	RT SPEC	COATING SLASH NO.	COATING S NO.	COATING DESCRIPTION
-4	Polyolefin, Flexible	RT-1304	/42;/86	S-1017;S-1048	Adhesive

ORDERING INFORMATION



THIS DRAWING IS SUBJECT TO CHANGE WITHOUT NOTICE. CONSULT YOUR
NEAREST FIELD REPRESENTATIVE FOR CURRENT REVISION

Raychem

RAYCHEM CORPORATION
300 CONSTITUTION DRIVE
MENLO PARK, CALIFORNIA 94025

Revision : D
Date : 10/7/98

Part Number : 202D921-X-01
Description : Boot, Straight

CAD FILE MP98165