LOADING PATTERN MATING SIDE

f	0	0	0	0	0	0	0	0	0	0	0				0	0	0	0	0	0	0	0	0	0	0
e	6	5	4	4	4	4	4	4	4	4	4				4	4	4	4	4	4	4	4	4	5	6
d	6	5	4	4	4	4	4	4	4	4	4				4	4	4	4	4	4	4	4	4	5	6
c	6	5	4	4	4	4	4	4	4	4	4				4	4	4	4	4	4	4	4	4	5	6
b	5	5	4	4	4	4	4	4	4	4	4				4	4	4	4	4	4	4	4	4	5	5
a	6	5	4	4	4	4	4	4	4	4	4				4	4	4	4	4	4	4	4	4	5	6
z	0	0	0	0	0	0	0	0	0	0	0				0	0	0	0	0	0	0	0	0	0	0
POS	01				05				10						15					20					25

LOADED CONNECTOR ASSEMBLY
(FOR EXAMPLE)

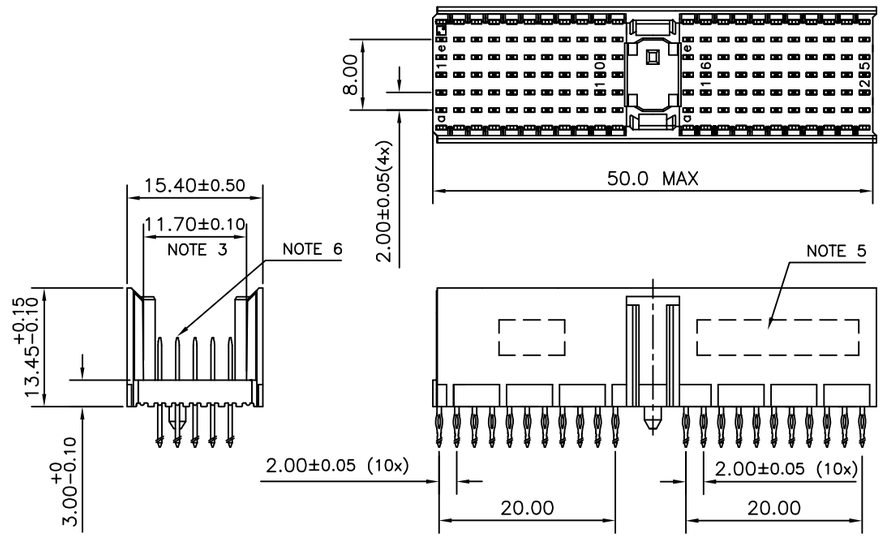

CONTACT OVERVIEW

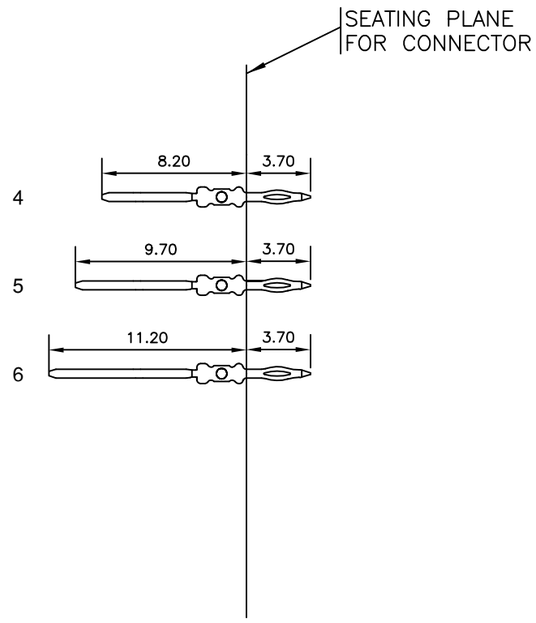

LAY-OUT P.C.B.-HOLE

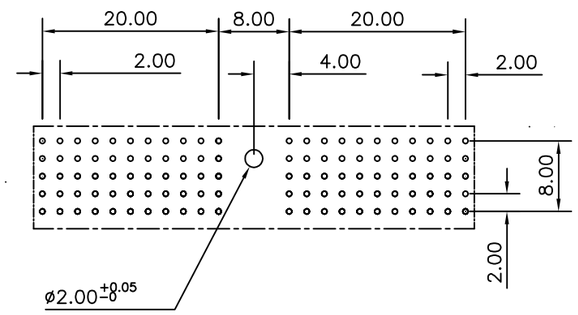

HM2P07PDG190----

LEAD FREE INDICATOR : LF = LEAD FREE
(DIGIT 15 & 16)

PLATING CODE (DIGIT 13 AND 14)
(REF DRW NO. BS,C , 201844 , 003)

NOTES

1. THIS PRODUCT IS CSA APPROVED.
2. THIS PRODUCT IS UL RECOGNIZED.
3. MEASURED AT THE BOTTOM.
4. MATERIAL CONTACT: PHOSPHORBRONZE
   HOUSING: CREAM WHITE GLASS FILLED POLYESTER UL-94V0
5. CONNECTOR PRINTED WITH P/N AND DATE CODE.
6. FOR ACTUAL CONTACT LOADINGS, SEE LOADING PATTERN MATING SIDE.
7. SHAPE OF CONNECTOR HOUSING CAN ALTER DEPENDING ON PRODUCTION LOCATION
8. THE PRODUCT (LF) MEETS EUROPEAN UNION DIRECTIVES AND OTHER COUNTRY REGULATIONS AS DESCRIBED IN GS-22-008
9. FOR RECOMMENDED PTH DIMENSIONS REFER DRAWING : BS, A , 201572 , 001

CATALOG NO: HM2P07PDG190----

mat'l. code				surface	tolerance		projection	product family
SEE NOTE 4				ISO 1302	ISO 406 ISO 1101			MILLIPACS
ltr	ecn no	dr	date	tolerances unless otherwise specified				title
A	I05-0225	MINI	2005-10-26	angles	linear	.0±0.2	MM	MPACS 5+2R STR HDR PF CONN TYPE A
B	I06-0122	MINI	2006-07-23			.00±0.1		
				0°±1°			scale –	
				dr	MINI K VANDANATH	2005-10-26		dwg no / sheet 1 of 1 / size
				engr	BIJU K PAUL	2005-10-26		BS, C ,203028, 374 / A3
				chr	BIJU K PAUL	2006-07-23		
				appd	BIJU K PAUL	2006-07-23		type Product Customer Drawing
sheet index	revision	B						
	sheet	1						

form: A3

FCIconnect.com
Copyright FCI