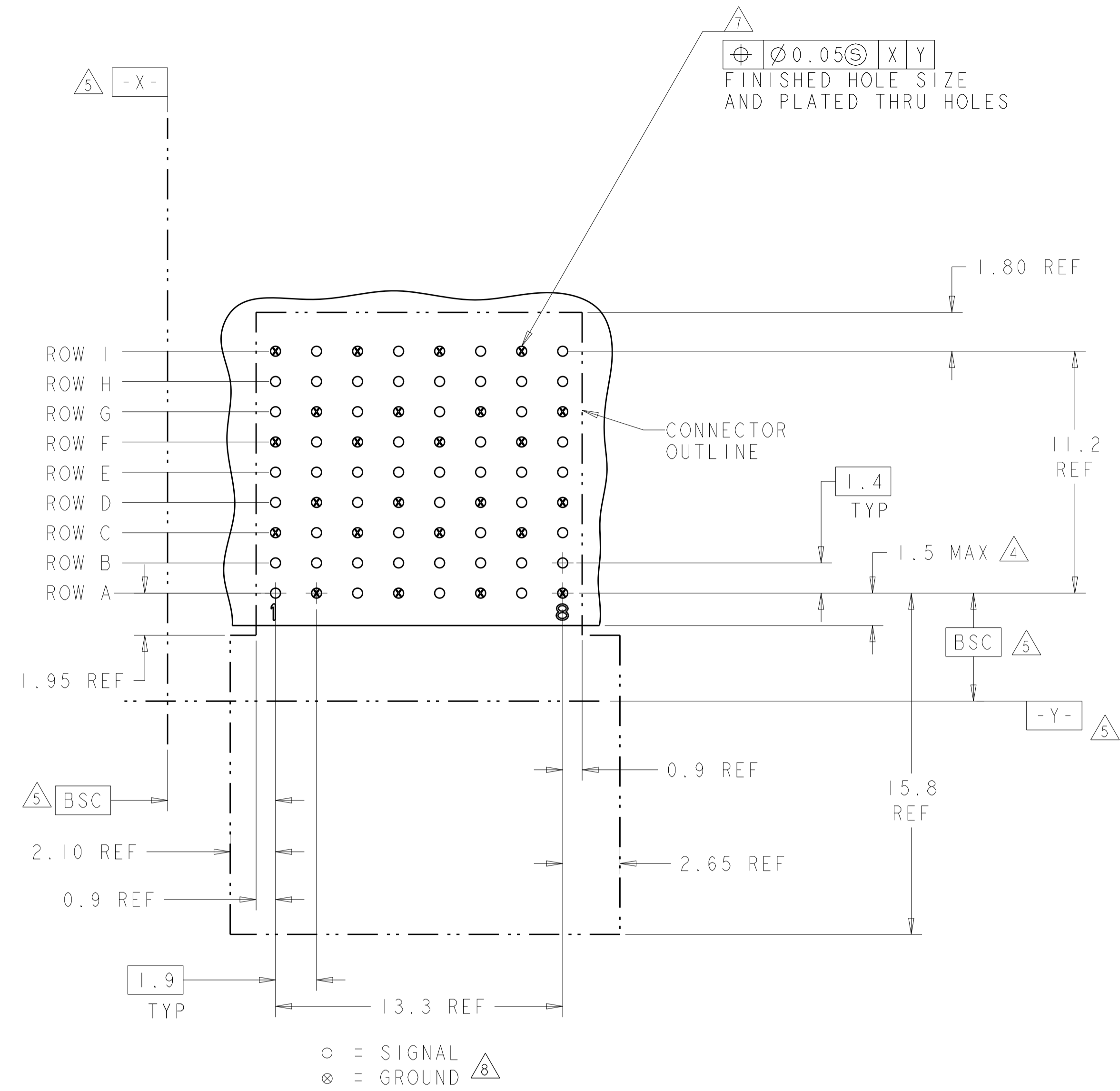
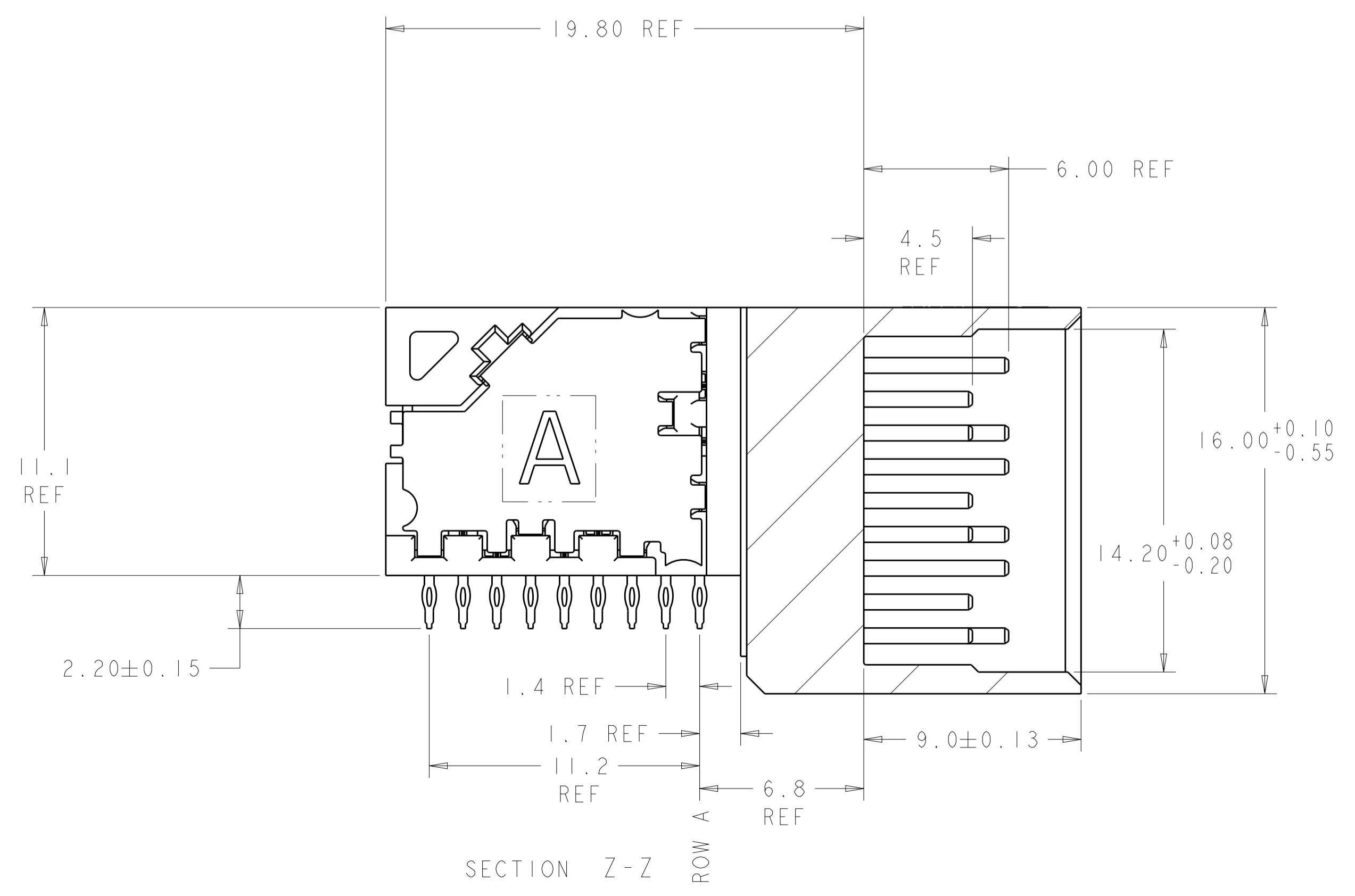


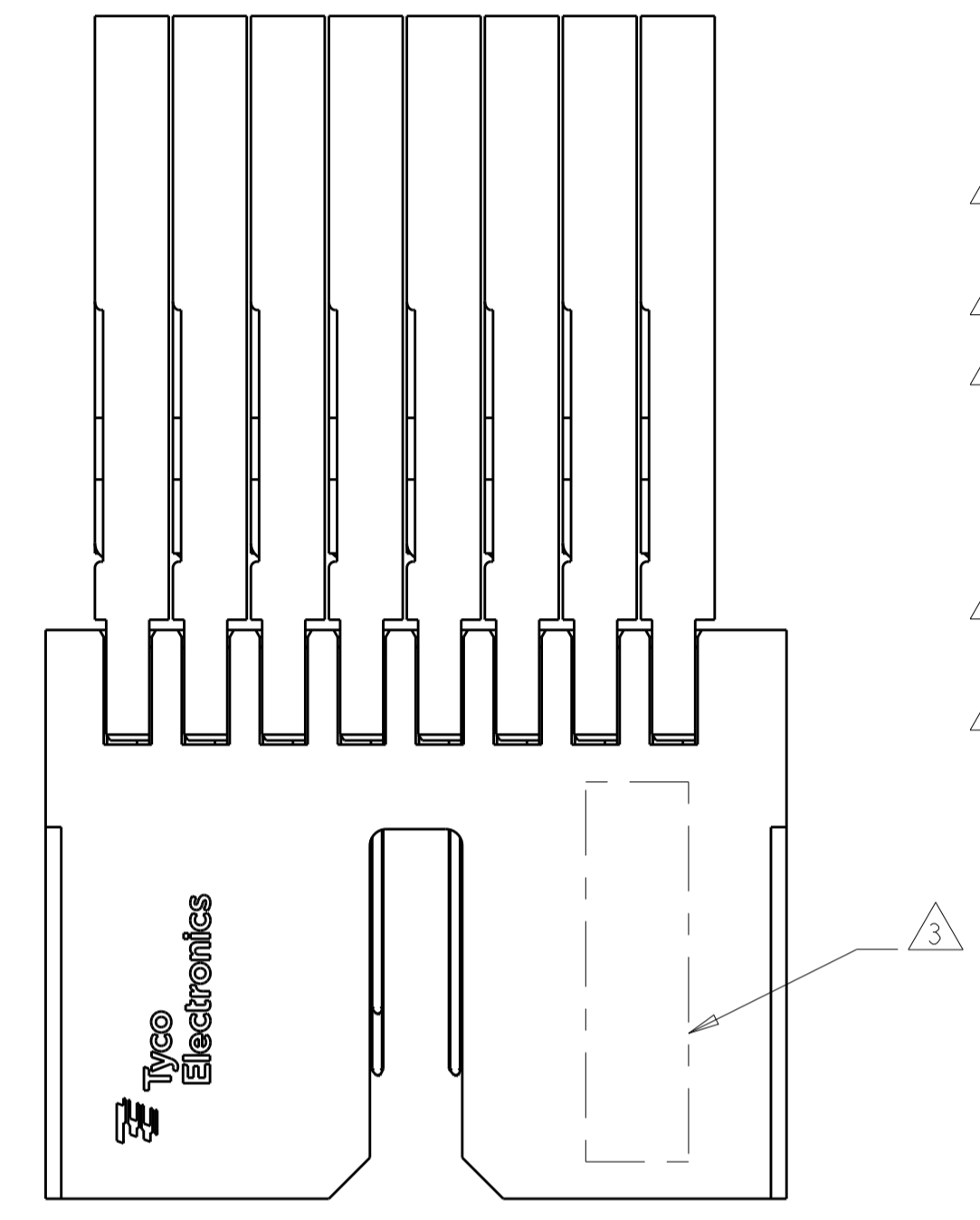
LOC	DIST	REVISIONS			
P	LTN	DESCRIPTION	DATE	DWN	APVD
C		REVISED PER ECO-13-002771	26FEB2013	KH	RP



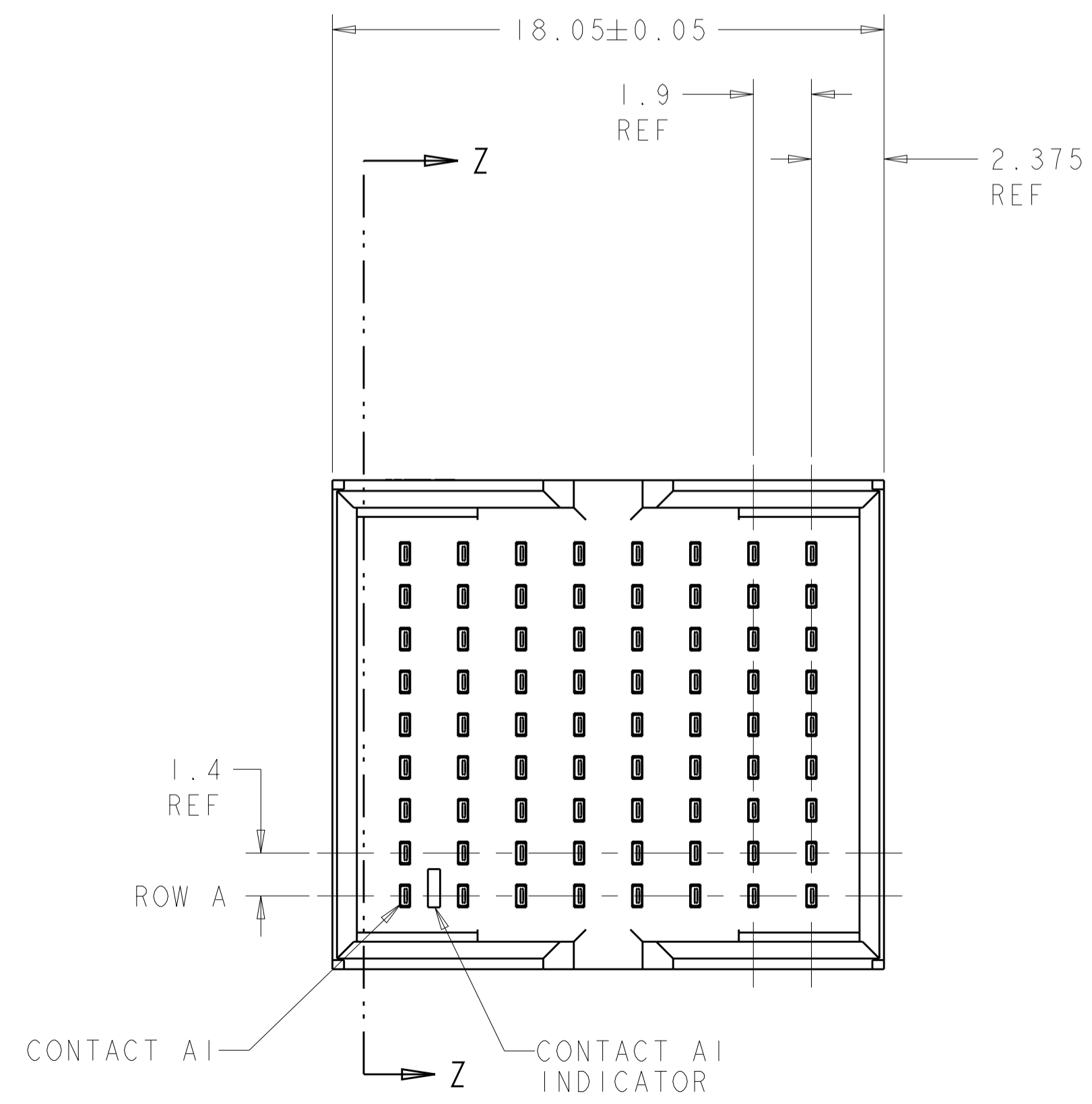
RECOMMENDED PC BOARD LAYOUT
 COMPONENT SIDE SHOWN



SECTION Z-Z



- △ MATERIAL:
 CONTACT AND SHIELD: PHOS BRONZE
 HOUSING AND CHICKLET: LCP, UL 94V-0, COLOR: BLACK
- △ FINISH:
 CONTACT AREA FINISH CONFORMS TO THE REQUIREMENTS OF TE PRODUCT SPECIFICATION 108-2303; BASED ON TELCORDIA GR-1217-CORE FOR SYSTEM QUALITY LEVEL III APPLICATIONS IN CONTROLLED ENVIRONMENTS (CENTRAL OFFICE).
 COMPLIANT PIN AREA- 0.5μm MIN MATTE TIN OVER 1.27μm MIN NICKEL.
 SHIELD 1.27μm MIN NICKEL.
- △ CONNECTOR MARKED WITH PART NUMBER, DATE CODE, AND STANDARD IN APPROXIMATE AREA SHOWN.
- △ DIMENSION APPLIES TO CENTERLINE OF THRU HOLE.
- △ DATUMS AND BASIC DIMENSIONS ESTABLISHED BY CUSTOMER.
- 6. CONTACT AREA LUBRICATED WITH BELLCORE APPROVED LUBRICANT. TECHNICAL REFERENCE: GR-1217-CORE, ISSUE 1, NOVEMBER 1995.
- △ REFERENCE APPLICATION SPEC 114-13202 FOR RECOMMENDED PLATED THRU HOLE DIAMETER AND PLATING THICKNESS.
- △ ALL GROUNDS IN ODD NUMBERED COLUMNS ARE COMMONED. ALL GROUNDS IN EVEN NUMBERED COLUMNS, EXCEPT FOR ROW A ARE COMMONED.



1934360-1
 PART NUMBER

THIS DRAWING IS A CONTROLLED DOCUMENT.		DWN: S. J. MAGARO 16AUG2007	TE Connectivity
DIMENSIONS: mm		CHK: W. DAVIS 16AUG2007	
TOLERANCES UNLESS OTHERWISE SPECIFIED:		APVD: R. PATTERSON 12OCT2007	NAME: RIGHT ANGLE HEADER ASSEMBLY, DOUBLE WALL, 3 PAIR, 8 COLUMN, Z-PACK TinMan
0 PLC ±	1 PLC ±	PRODUCT SPEC	APPLICATION SPEC
2 PLC ±	3 PLC ±	APPLICATION SPEC	SIZE: CAGE CODE DRAWING NO
4 PLC ±	ANGLES ±	WEIGHT	RESTRICTED TO
MATERIAL: △	FINISH: △	A100779C=1934360	SCALE: 6:1 SHEET 1 OF 1 REV C
CUSTOMER DRAWING			