

# "High Frequency Ceramic Solutions"

Preliminary

**5.4GHz 50:200Ω Balun**

**P/N 5400BL14A0200**

Detail Specification: 12/14/10

Page 1 of 2

## General Specifications

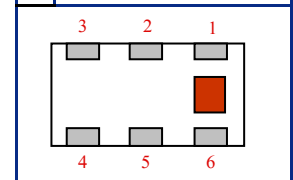
<b>Part Number</b>	5400BL14A0200
<b>Frequency (MHz)</b>	4900~5950
<b>Unbalanced Impedance</b>	50 Ω
<b>Balanced Impedance (diff.)</b>	200 Ω
<b>Insertion Loss</b>	1.2 dB max.
<b>Return Loss</b>	9.5 dB min.

<b>Phase Difference</b>	180° ± 10
<b>Amplitude Difference</b>	1.5 dB max.
<b>Operating Temperature</b>	-40 to +85°C
<b>Storage Temperature</b>	+5 ~ +35 °C, Humidity 45~75%RH, 18 mos. max
<b>Reel Quantity</b>	4,000
<b>Power Capacity</b>	0.5 watts max.

<b>P/N Suffix</b>	<b>Packaging Style</b>	Bulk	Suffix = S	Eg. 5400BL14A0200S
		T & R	Suffix = T	Eg. 5400BL14A0200T
	<b>Termination Style</b>	100% Tin	Suffix = None	Eg. 5400BL14A0200(T or S)
	<b>Evaluation Board</b>	5400BL140200-EB1SMA		

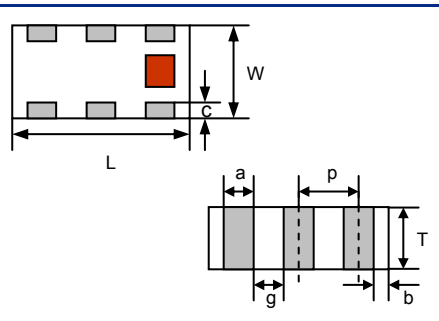
## Terminal Configuration

No.	Function
1	Unbalanced Port (IN)
2	GND or DC feed + RF GND
3	Balanced Port (OUT1)
4	Balanced Port (OUT2)
5	GND
6	NC



## Mechanical Dimensions

	In	mm
<b>L</b>	0.063 ± 0.004	1.60 ± 0.10
<b>W</b>	0.031 ± 0.004	0.80 ± 0.10
<b>T</b>	0.024 ± 0.004	0.60 ± 0.10
<b>a</b>	0.008 ± 0.004	0.20 ± 0.10
<b>b</b>	0.008 +.004/-.006	0.20 +0.1/-0.15
<b>c</b>	0.006 ± 0.004	0.15 ± 0.10
<b>g</b>	0.012 ± 0.004	0.30 ± 0.10
<b>p</b>	0.020 ± 0.002	0.50 ± 0.05

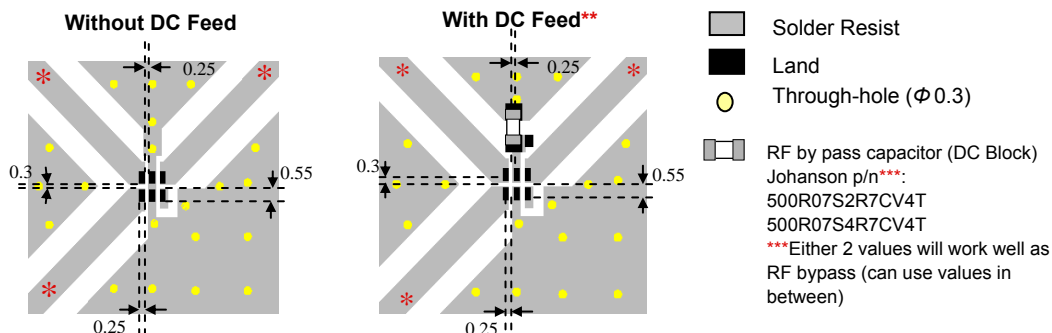


## Mounting Considerations

Mount these devices with brown mark facing up.

\* Line width should be designed to provide proper impedance matching characteristics.

\*\* A 2.7-4.7pF by-pass capacitor should be connected to GND (acting as RF GND) when using the DC feed feature.



Johanson Technology, Inc. reserves the right to make design changes without notice.

All sales are subject to Johanson Technology, Inc. terms and conditions.



[www.johansontechnology.com](http://www.johansontechnology.com)

4001 Calle Tecate • Camarillo, CA 93012 • TEL 805.389.1166 FAX 805.389.1821

2010 Johanson Technology, Inc. All Rights Reserved

Preliminary

# "High Frequency Ceramic Solutions"

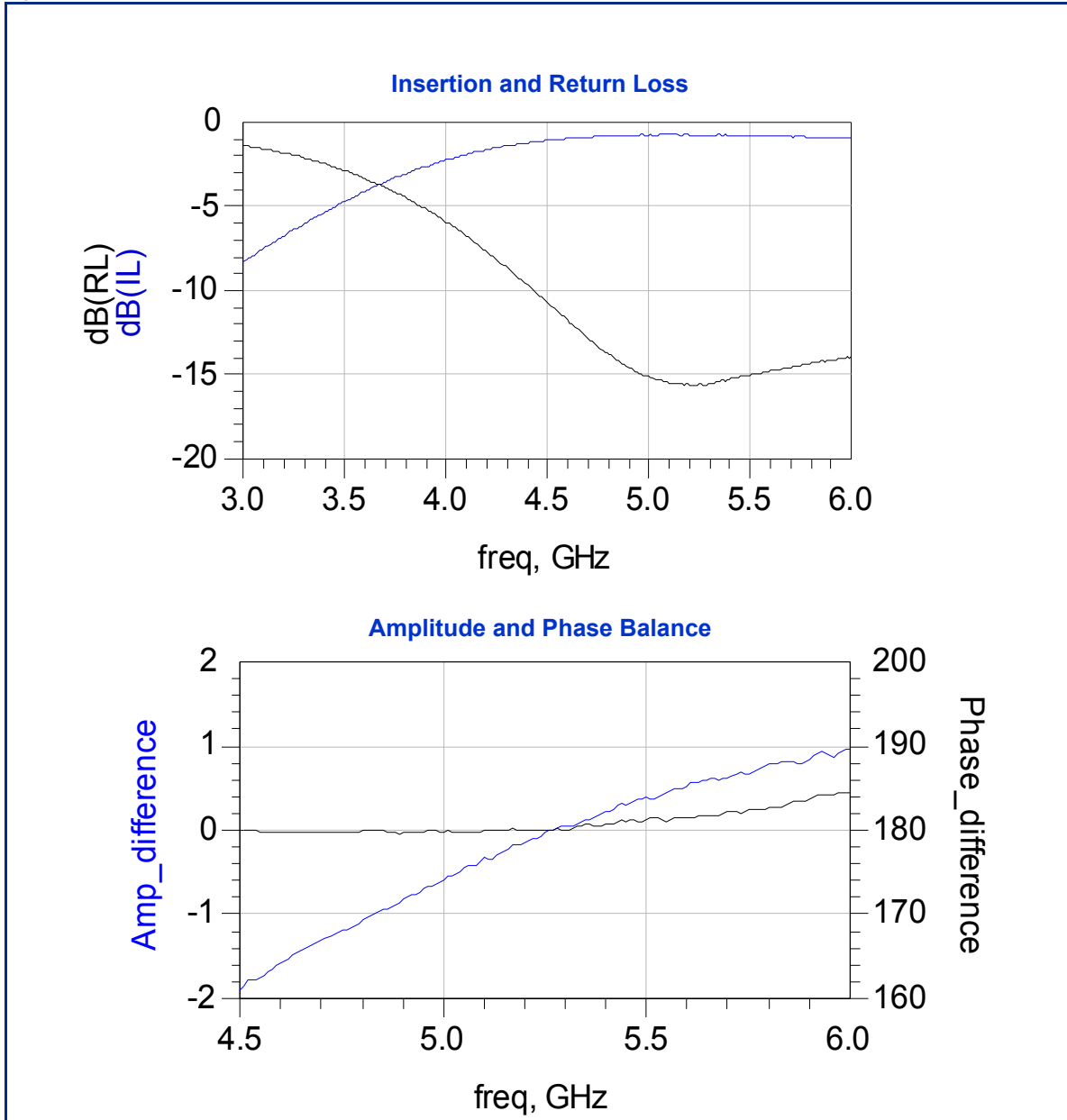
5.4GHz 50:200Ω Balun

P/N 5400BL14A0200

Detail Specification: 12/14/10

Page 2 of 2

Typical Electrical Performance (T=25°C)



Johanson Technology, Inc. reserves the right to make design changes without notice.  
All sales are subject to Johanson Technology, Inc. terms and conditions.



[www.johansontechnology.com](http://www.johansontechnology.com)

4001 Calle Tecate • Camarillo, CA 93012 • TEL 805.389.1166 FAX 805.389.1821

2010 Johanson Technology, Inc. All Rights Reserved