

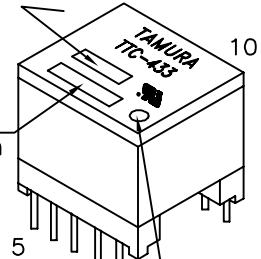
REV. Status
 REVISION -
 04/17/01 MP

ADSL transformer designed for use with Alcatel IC chip MTK-20140 (CO Side)

- A. Electrical Specifications (@ 25°C)
1. Primary (Line side) Impedance; 100Ω
 2. Secondary (IC side) Impedance; 25Ω
 3. Frequency Response; ±0.5dB @ 100KHz to 1.1MHz, 0dBm
 4. Insertion Loss; 1.0dB MAX @ 100KHz and 1.1MHz, 0dBm
 5. Longitudinal Balance; 40dB MIN @ 30KHz to 1.1MHz, 0dBm
 6. Primary Open Circuit Inductance; 410μH ±10% @ 10KHz, 0.1Vrms
Measured (1-4) with 2 and 3 shorted
 7. Leakage Inductance; 6.5μH MAX @ 300KHz, 0.1Vrms
Measured (1-4) with 2 & 3, 8 & 9 and 7 & 10 shorted
 8. Total Harmonic Distortion; -72dB MAX @ 20KHz
 9. DC Resistance; (1-4)=0.6Ω MAX, with 2 & 3 shorted
(7-10)=0.3Ω MAX, with 8 & 9 shorted
 10. Turns Ratio; (7-10):(1-4)=1:2.00±2%
2 & 3, and 8 & 9 shorted
 11. Dielectric Strength; 1875Vrms 1 second @ Pri to Sec


 UL# E208555

Factory Code
& Date Code
6



Country
of origin

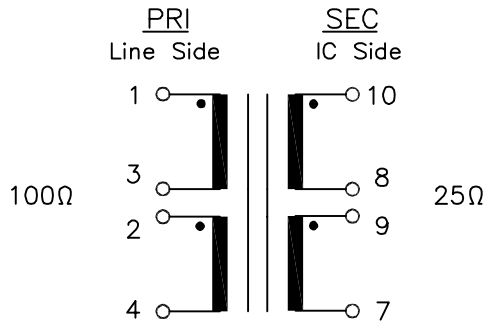
White dot
indicates
Pin 1

MODEL NUMBER
TTC-433

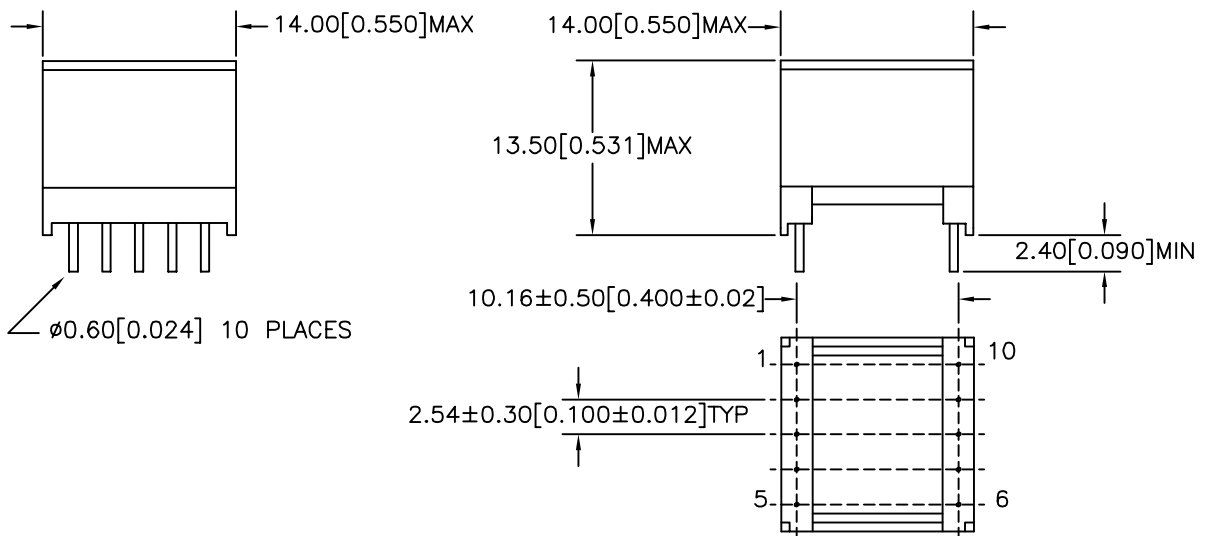
B. Marking; TTC-433, TAMURA, date code and country of origin

C. Safety; UL1950 3rd Edition, UL60950

D. Schematic;



E. Mechanical Specifications;



PREPARED BY:

D. Rund

ENGINEER:

M. Pitchai

QUALITY CONTROL:

D. Kelley

APPROVED:

J. Coleman

DWG CONTROL NO.
P-A1-12564
ACAD\TTC\A1125641.DWG

REV
-

ADSL
TRANSFORMER

TTC-433

MODEL SPECIFICATION

CONTENTS OF THIS DRAWING ARE
SUBJECT TO CHANGE WITHOUT
PRIOR NOTICE

TAMURA CORPORATION OF AMERICA
 43352 BUSINESS PARK DRIVE, TEMECULA, CA. 92590-6624
 (909) 699-1270 FAX 9096769482

DIM: mm(In) SCL: 2/1 SH: 1 OF 1

PROPRIETARY NOTICE: THIS DRAWING PRINT OR DOCUMENT AND SUBJECT MATTER DISCLOSED HEREIN ARE PROPRIETARY ITEMS TO WHICH TAMURA
 RETAINS THE EXCLUSIVE RIGHT OF DISSEMINATION, REPRODUCTION, MANUFACTURE AND SALE. THIS DRAWING, PRINT OR DOCUMENT IS SUBMITTED IN
 CONFIDENCE FOR CONSIDERATION BY THE RECIPIENT ALONE UNLESS PERMISSION FOR FURTHER DISCLOSURE IS EXPRESSLY GRANTED IN WRITING.