



**ATTENTION**  
OBSERVE PRECAUTIONS  
FOR HANDLING  
ELECTROSTATIC  
DISCHARGE  
SENSITIVE  
DEVICES

Part Number: APHB1608QBDSYKC

Blue  
Super Bright Yellow

### Features

- 1.6mmX0.8mm SMT LED, 0.5mm thickness.
- Compatible with reflow soldering.
- Available in various color combination.
- Package: 2000pcs / reel .
- Moisture sensitivity level : level 3.
- Tinned pads for improved solderability.
- RoHS compliant.

### Description

The Blue source color devices are made with InGaN Light Emitting Diode.

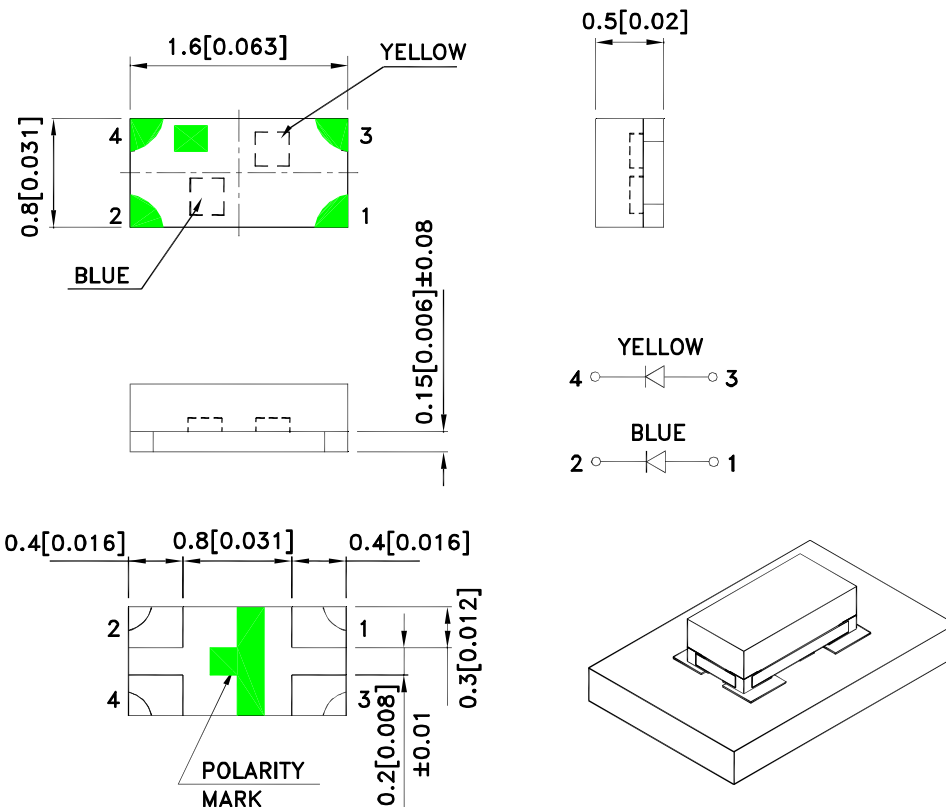
The Super Bright Yellow device is made with AlGaInP (on GaAs substrate) light emitting diode chip.

Static electricity and surge damage the LEDs.

It is recommended to use a wrist band or anti-electrostatic glove when handling the LEDs.

All devices, equipment and machinery must be electrically grounded.

### Package Dimensions



#### Notes:

1. All dimensions are in millimeters (inches).
2. Tolerance is  $\pm 0.15(0.006)$  unless otherwise noted.
3. The specifications, characteristics and technical data described in the datasheet are subject to change without prior notice.
4. The device has a single mounting surface. The device must be mounted according to the specifications.



## Selection Guide

Part No.	Dice	Lens Type	Iv (mcd) [2] @ 20mA		Viewing Angle [1]
			Min.	Typ.	2θ1/2
APHB1608QBDSYKC	Blue (InGaN)	Water Clear	40	70	130°
	Super Bright Yellow (AlGaInP)		80	150	

**Notes:**

1. θ1/2 is the angle from optical centerline where the luminous intensity is 1/2 of the optical peak value.
2. Luminous intensity/ luminous Flux: +/-15%.
3. Luminous intensity value is traceable to the CIE127-2007 compliant national standards.

## Electrical / Optical Characteristics at TA=25°C

Symbol	Parameter	Device	Typ.		Max.	Units	Test Conditions
λpeak	Peak Wavelength	Blue Super Bright Yellow	468 590	*460 *590		nm	If=20mA
λD [1]	Dominant Wavelength	Blue Super Bright Yellow	470 590	*465 *590		nm	If=20mA
Δλ1/2	Spectral Line Half-width	Blue Super Bright Yellow	25 20			nm	If=20mA
C	Capacitance	Blue Super Bright Yellow	100 20			pF	Vf=0V;f=1MHz
Vf [2]	Forward Voltage	Blue Super Bright Yellow	3.3 2		4 2.5	V	If=20mA
IR	Reverse Current	Blue Super Bright Yellow			50 10	uA	Vr = 5V

**Notes:**

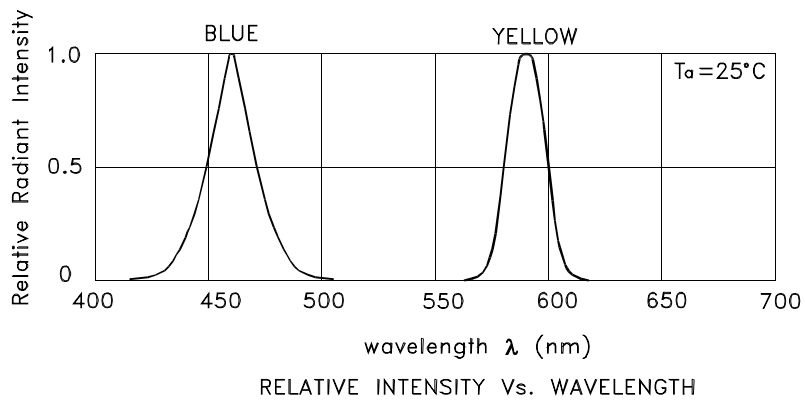
1. Wavelength: +/-1nm.
  2. Forward Voltage: +/-0.1V.
- \*Wavelength value is traceable to the CIE127-2007 compliant national standards.

## Absolute Maximum Ratings at TA=25°C

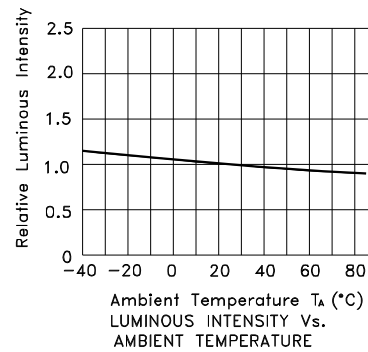
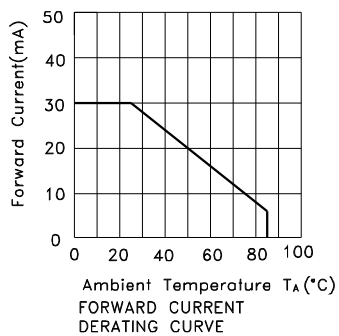
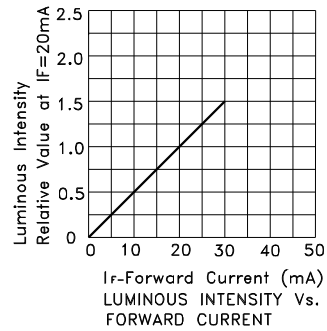
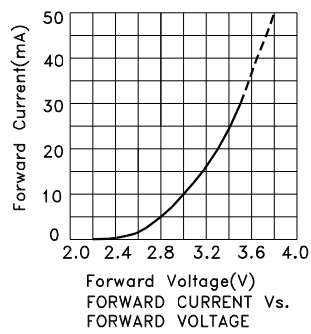
Parameter	Blue	Super Bright Yellow	Units
Power dissipation	120	75	mW
DC Forward Current	30	30	mA
Peak Forward Current [1]	150	175	mA
Reverse Voltage	5		V
Operating Temperature	-40°C To +85°C		
Storage Temperature	-40°C To +85°C		

**Note:**

1. 1/10 Duty Cycle, 0.1ms Pulse Width.

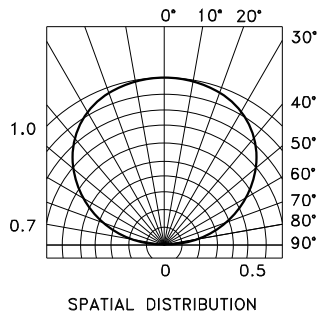
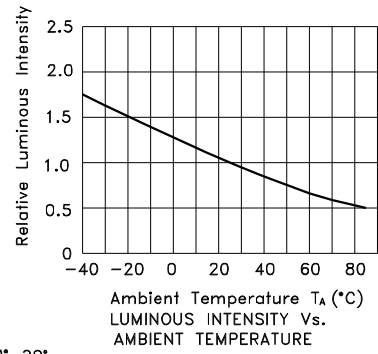
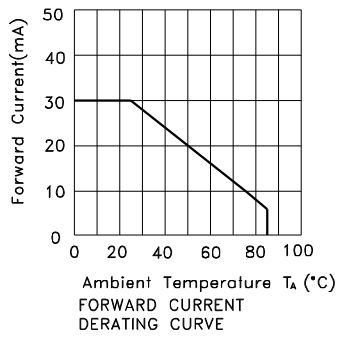
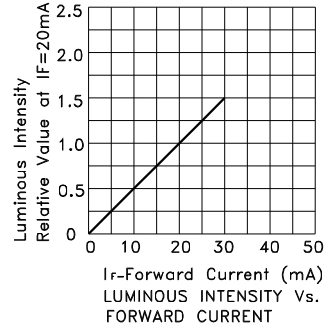
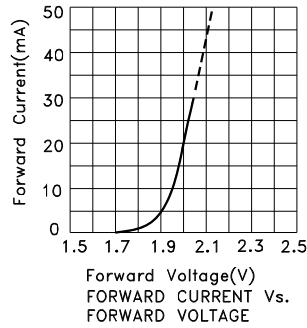


## APHB1608QBDSYKC Blue



# Kingbright

## Super Bright Yellow



## APHB1608QBDSYKC

Reflow soldering is recommended and the soldering profile is shown below.  
Other soldering methods are not recommended as they might cause damage to the product.

Reflow Soldering Profile For Lead-free SMT Process.



NOTES:

1. We recommend the reflow temperature 245°C(+/-5°C). The maximum soldering temperature should be limited to 260°C.
2. Don't cause stress to the epoxy resin while it is exposed to high temperature.
3. Number of reflow process shall be 2 times or less.

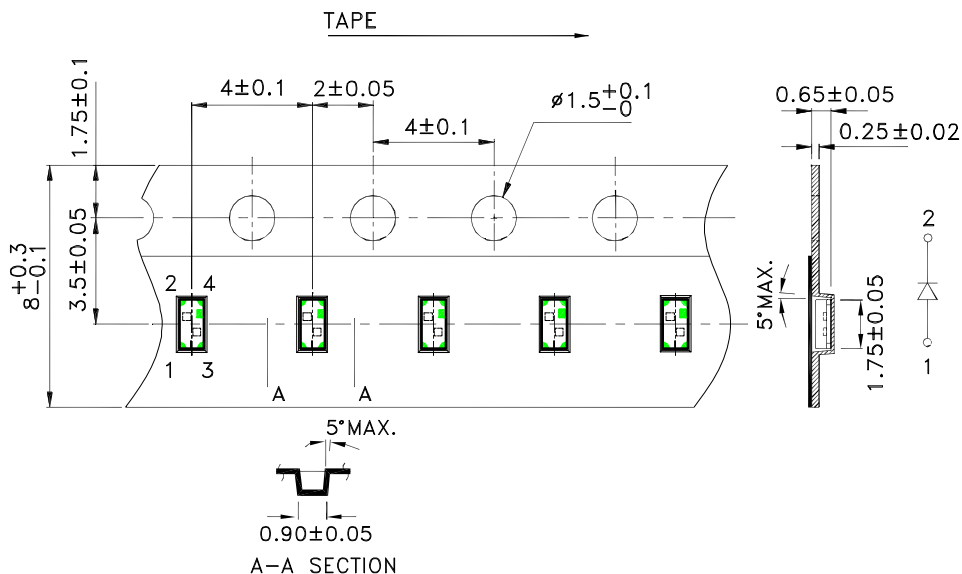
### Recommended Soldering Pattern (Units : mm; Tolerance: ± 0.1)



### Reel Dimension

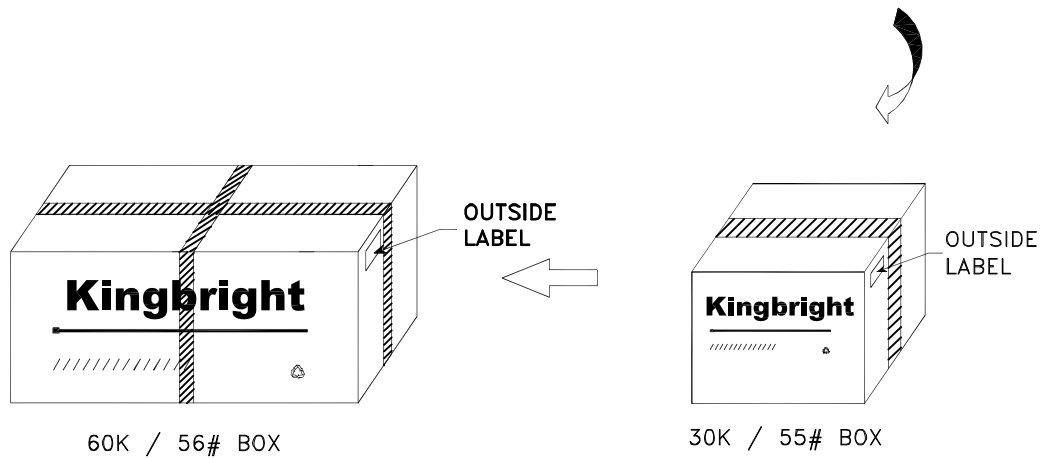
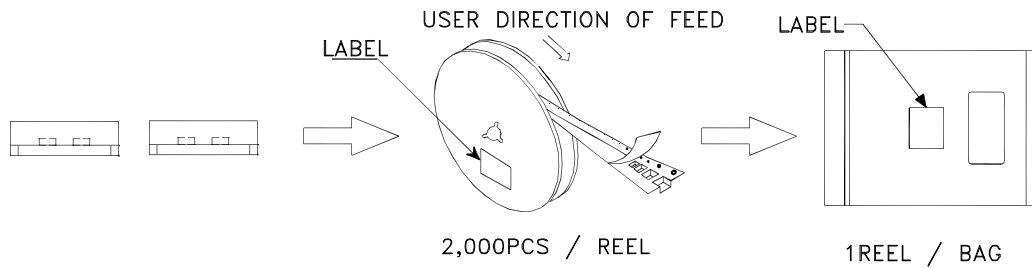


### Tape Dimensions (Units : mm)



**PACKING & LABEL SPECIFICATIONS**

**APHB1608QBDSYKC**



<h1>Kingbright</h1>					
P/NO: APHB1608xxx					
QTY: 2,000 pcs	Q.C.	<table border="1" style="border-radius: 50%; width: 40px; height: 40px; margin: auto;"> <tr> <td style="text-align: center;">Q C</td> </tr> <tr> <td style="text-align: center;">XX XX XXXX</td> </tr> <tr> <td style="text-align: center;">PASSED</td> </tr> </table>	Q C	XX XX XXXX	PASSED
Q C					
XX XX XXXX					
PASSED					
S/N: XXXX					
CODE: XXX					
LOT NO:					
XXXXXXXXXXXXXXXXXXXX					
RoHS Compliant					