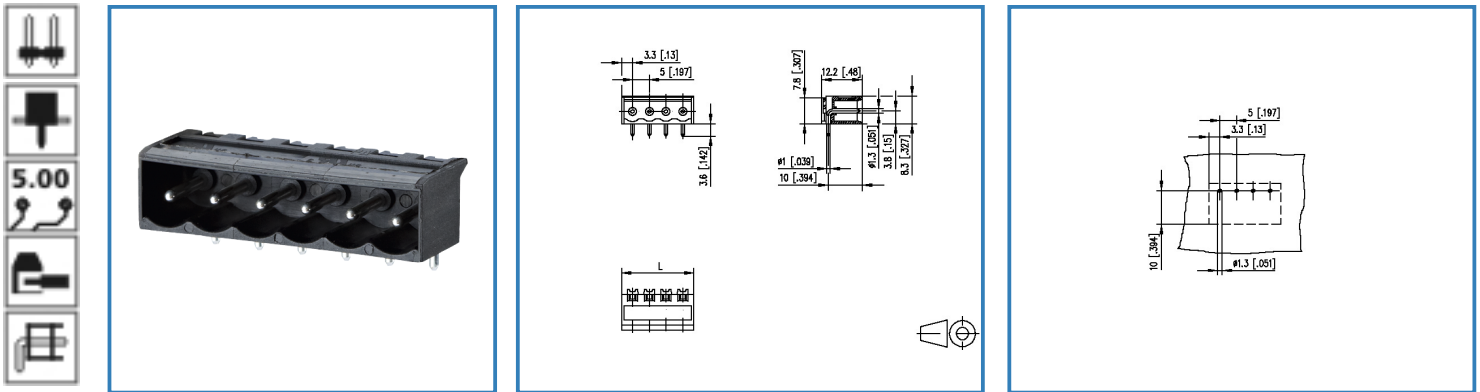


# Data Sheet

## PT045xxHBBN

### Illustration



see enlarged drawing at the end of the document

### Product specification

- pin header, solderable
- centerline 5.00 mm, direction of connection 90°
- closed ends
- color black



# Data Sheet



## PT045xxHBBN

### Technical Data

#### General Data

Solder pin length	3.6 mm		
min. number of poles	2		
max. number of poles	22		
Insulating material class	CTI 600		
clearance/creepage dist.	3.7 mm		
protection category	IP 00		
Overvoltage category	III	III	II
Pollution degree	3	2	2
Rated voltage	250 V	630 V	630 V
Rated test voltage	4.0 kV	4.0 kV	4 kV

#### Approvals

 V / A	300 / 15
	10 A / 250 V / 4 kV / 3 / IEC 61984

#### Material

insulating material	PA66
flammability class	V0
Glow-Wire Flammability GWFI	960
Glow-Wire Flammability GWIT	775
contact pin material	CuZn
contact pin surface	Ni + Ag

#### Climatic properties

upper limit temperature	105 °C
lower limit temperature	-40 °C

#### General

solderability	Acc. to JEDEC JESD22-B102E 245°C/5s
Tolerance	ISO 2768 -mH



# Data Sheet

## PT045xxHBBN

Page 3/5

P/N

310301xx

xx=number of poles

2017/05/04

### Matching Part to

P/N	Product name
310091	RP015xxWBWC Typ 009
310101 (on request)	RP015xxWBNC Typ 010
310131	RP035xxIBLN Typ 013
310261	FT085xxVBFC Type 026
310491	RP015xxWBLC Typ 049
313481	RP085xxVBLC Typ 348
SP995XXVBNC	SP995xxVBNC

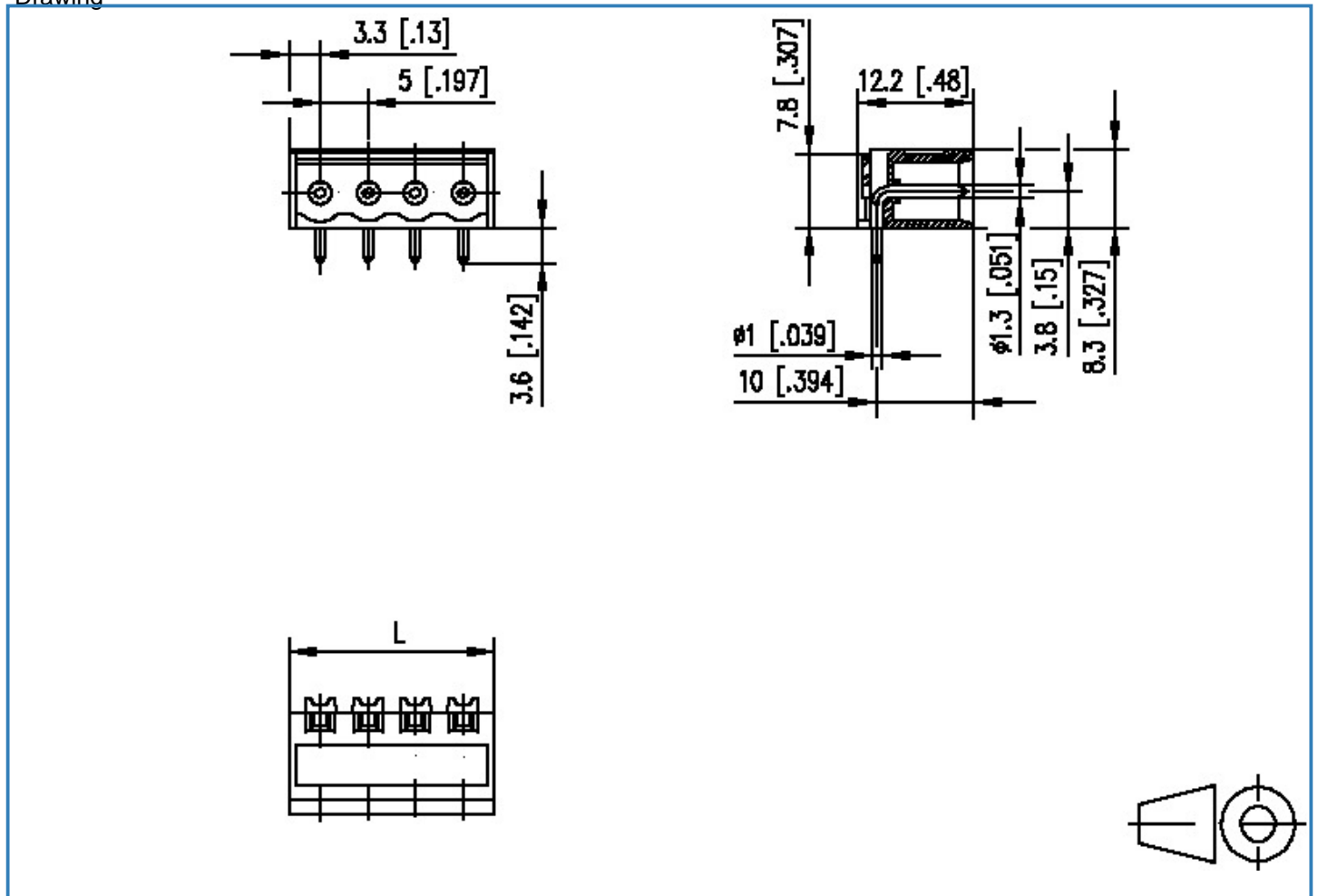


# Data Sheet

## PT045xxHBBN

### Illustration

Drawing



$L = (\text{pole size} - 1) \times \text{centerline} + 6.6 [0.26]$

# Data Sheet

## PT045xxHBBN

Page 5/5

P/N

310301xx

xx=number of poles

2017/05/04

### PCB Layout

