

SUMMARY



Image is for illustrative purpose only

Wires

Low	5
High	0
Coax	0
Triax	0
Quad	0
Fiber	0
Fluidic	0

Download

[Request a quote](#)

[Catalog](#)

Series	1M
Termination type	Male crimp
IP rating	68
Cable Ø	0.00 - 0.00 mm
Matching parts	FMS.1M.305.XLM
Status	
Alternative part	

TECHNICAL DETAILS

Mechanics

Shell Style/Model	ED*: Fixed receptacle with square flange
Keying	3 keys (beta=155, gamma=50, plug: female contacts, receptacle: male contacts)
Housing Material	Environment friendly aluminium (nickel plated, anthracite color) shell and nut, other pieces bronze/brass
Cable Fixing	∅ 0 - 0 mm
Variant	

Performance

Configuration	1M.305 : 5 Low Voltage
Insulator	
Rated Current	9.0 Amps

Specifications

Contact Type: Crimp
Max. Matings: 5000
Contact Retention: 30 N
Contact Dia.: 0.9 mm (0.035in)
Bucket Dia.: 1.1 mm (0.043in)

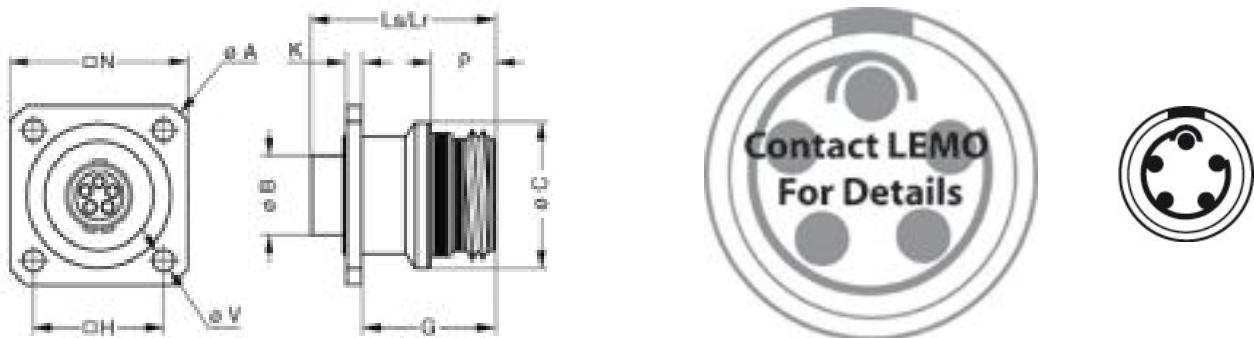
Min. Conductor: 0.25 mm² (AWG 24)
 Max. Conductor: 0.5 mm² (AWG 20)
 R (max): 4.8 mOhm
 Test voltage (kV rms) Contact-contact: 1.3
 Test voltage (kV rms) Contact-shell: 1.3

Others

Humidity (max): ≤95% [at 60 deg C / 140 F]
 Vibration: 15 g [10 Hz - 2000 Hz]
 Shock Resistance: 100 g [6 ms]
 Operating temperature: -55 °C / +200 °C
 Climatical Category: 15/200/21 (Al. shell)
 Lighting strike EIA 364-75 10K amps - 6 times
 EMI Shielding EIA 364-66A - 1Ghz-80 dB, 3GHz-70 dB, 6GHz- 58dB
 IP Rating: 68

DRAWINGS

Draws



Dimensions

	A	B	C	G	H	K	Lr	Ls	N	P	V
mm.	23.8	5.95	14.2	12.8	12.9	1.5	18.1	18.1	18.4	5.3	3.3
in.	0,94	0,23	0,56	0,50	0,51	0,06	0,71	0,71	0,72	0,21	0,13


















RECOMMENDED BY LEMO

Tools

Crimp Tool: DPC.91.701.V
 Crimp settings: AWG/Selector = 20-22-24/6-5-5

Positionner: DCE.91.090.5MVC
 Extractor: DCF.93.090.4LT
 Replacement contact: FGN.0M.560.ZZC

Cables

CMN.05.T20.057PGCE	PVC	GREY	
CMN.05.T20.057PGZE		Grey	
CMN.05.T20.057PNCE	PVC	Black	
CMN.05.T20.057PNZE			
CMN.05.T20.057QGZE	TPR (medical)	Grey	
CMN.05.T22.051PGCE	PVC	GREY	
CMN.05.T22.051PGZE		Grey	
CMN.05.T22.051PNCE	PVC	Black	
CMN.05.T22.051PNZE			
CMN.05.T22.051QGZE	TPR (medical)	Grey	
CMN.05.T28.029PGCE	PVC	GREY	
CMN.05.T28.029PGZE		Grey	
CMN.05.T28.029PNCE	PVC	Black	
CMN.05.T28.029PNZE			
005 050	PVC	Black	
050 090	PVC	Black	
050 140	PVC	Grey	
150 250	PVC	Grey	
250 500	PVC	Grey	