

Silicon Standard Recovery Diode

 $V_{RRM} = 50\text{ V} - 600\text{ V}$
 $I_F = 15\text{ A}$

Features

- High Surge Capability
- Types up to 600 V V_{RRM}

DO-5 Package


Maximum ratings, at $T_j = 25\text{ °C}$, unless otherwise specified ("R" devices have leads reversed)

Parameter	Symbol	Conditions	1N3212 (R)	1N3213 (R)	1N3214 (R)	Unit
Repetitive peak reverse voltage	V_{RRM}		400	500	600	V
RMS reverse voltage	V_{RMS}		280	350	420	V
DC blocking voltage	V_{DC}		400	500	600	V
Continuous forward current	I_F	$T_C \leq 150\text{ °C}$	15	15	15	A
Surge non-repetitive forward current, Half Sine Wave	$I_{F,SM}$	$T_C = 25\text{ °C}$, $t_p = 8.3\text{ ms}$	297	297	297	A
Operating temperature	T_j		-65 to 175	-65 to 175	-65 to 175	°C
Storage temperature	T_{stg}		-65 to 175	-65 to 175	-65 to 175	°C

Electrical characteristics, at $T_j = 25\text{ °C}$, unless otherwise specified

Parameter	Symbol	Conditions	1N3212 (R)	1N3213 (R)	1N3214 (R)	Unit
Diode forward voltage	V_F	$I_F = 15\text{ A}$, $T_j = 25\text{ °C}$	1.5	1.5	1.5	V
Reverse current	I_R	$V_R = 50\text{ V}$, $T_j = 25\text{ °C}$	10	10	10	μA
		$V_R = 50\text{ V}$, $T_j = 150\text{ °C}$	10	10	10	mA

Thermal characteristics

Thermal resistance, junction - ca	R_{thJC}		0.65	0.65	0.65	°C/W
-----------------------------------	------------	--	------	------	------	------

Figure .1-Typical Forward Characteristics

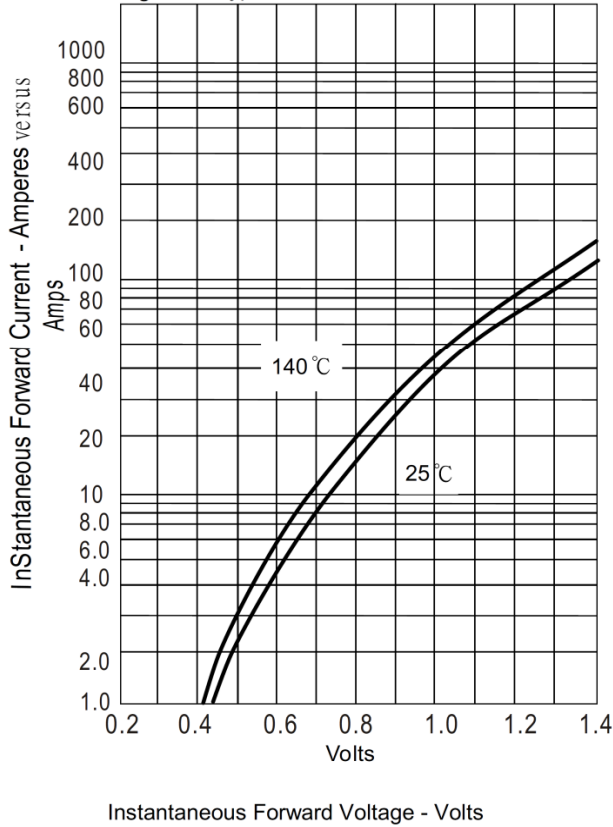


Figure .2-Forward Derating Curve

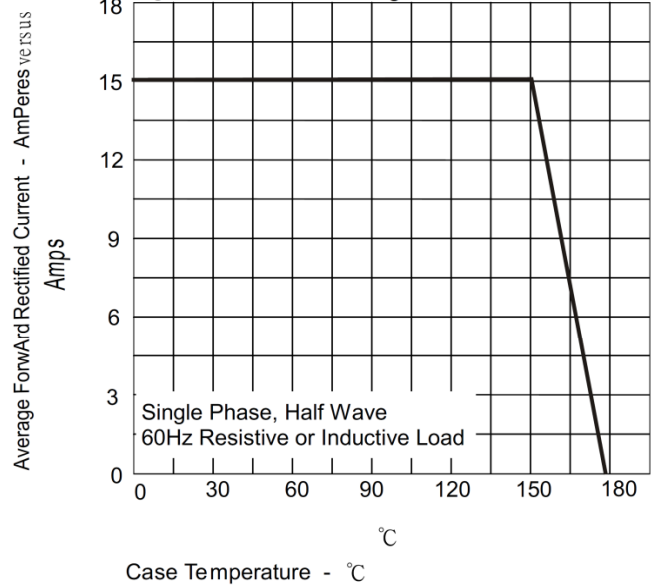


Figure .3- Peak Forward Surge Current

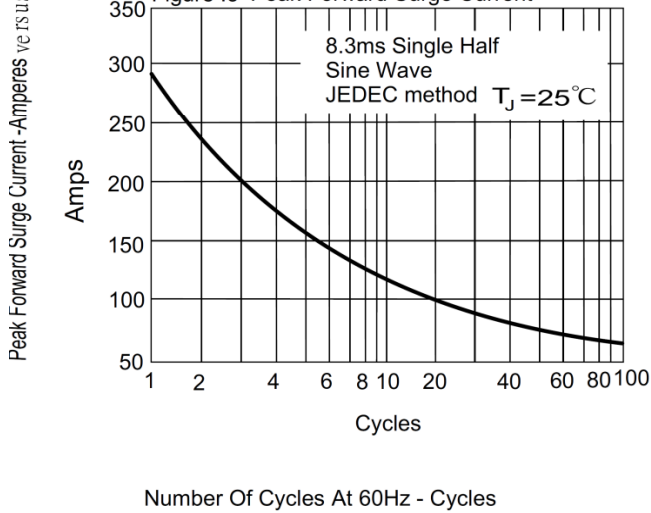


Figure .4-Typical Reverse Characteristics

