

THIS DRAWING IS UNPUBLISHED.

RELEASED FOR PUBLICATION

© COPYRIGHT

BY TCO ELECTRONICS CORPORATION.

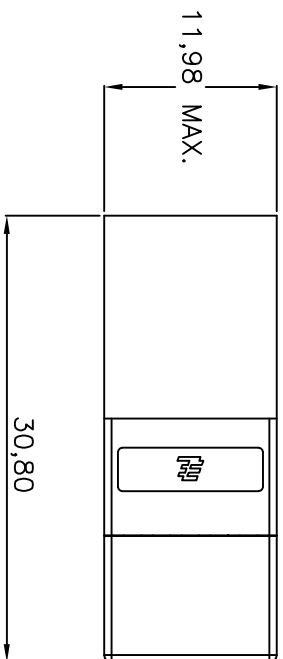
ALL INTERNATIONAL RIGHTS RESERVED.

REVISIONS

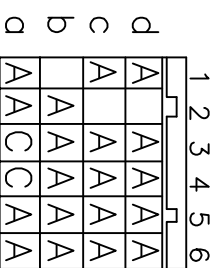
REV	DATE	DESCRIPTION	APVD	DWN
1	04MAY2012	REVISED PER ECR-12-008338	AZ	MQW

NOTES:

- MATERIAL:
HOUSING L.C.P.+30% GLASS REINFORCED
CONTACT PHOSPHOR BRONZE
PLATING CONTACT AREA: 1,25 µm Au. OVER 1,25 µm Ni.
SOLDER AREA 2 µm Sn OVER 1,25 Ni.
- CONTACT LOADING SEE CONTACT LAY-OUT

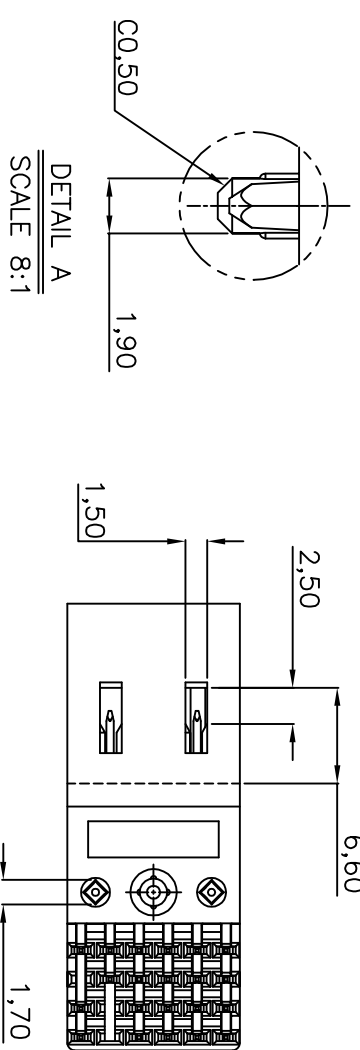
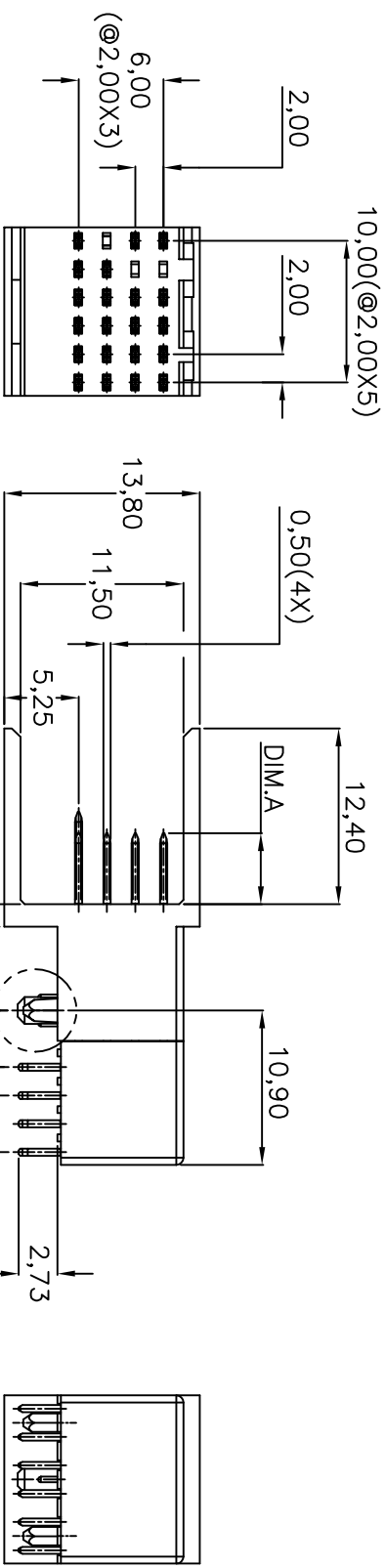


CONTACT LAY-OUT



TYPE	A	B	C	D	E
DIM.A	5,00	5,75	6,50	7,25	8,00

PN 1705219-1 AS SHOWN



DETAIL A
SCALE 8:1

THIS DRAWING IS A CONTROLLED DOCUMENT.

DIMENSIONS: mm

TOLERANCES UNLESS OTHERWISE SPECIFIED:	FINISH
0 PLC ±	0
1 PLC ±	1
2 PLC ±	2
3 PLC ±	3
4 PLC ±	4
ANGLES ±	ANGLES

MATERIAL	
----------	--

DWN	22JUL03
CHK	22JUL03
APVD	22JUL03

NAME	TE Connectivity
SIZE	A3
CAGE CODE	00779
DRAWING NO	1705219

4 ROW FUTURE BUS MALE
CONNECTOR, RIGHT ANGLE, SOLDER TYPE

CUSTOMER DRAWING	SCALE	SHEET	REV
	NTS	1 OF 1	C