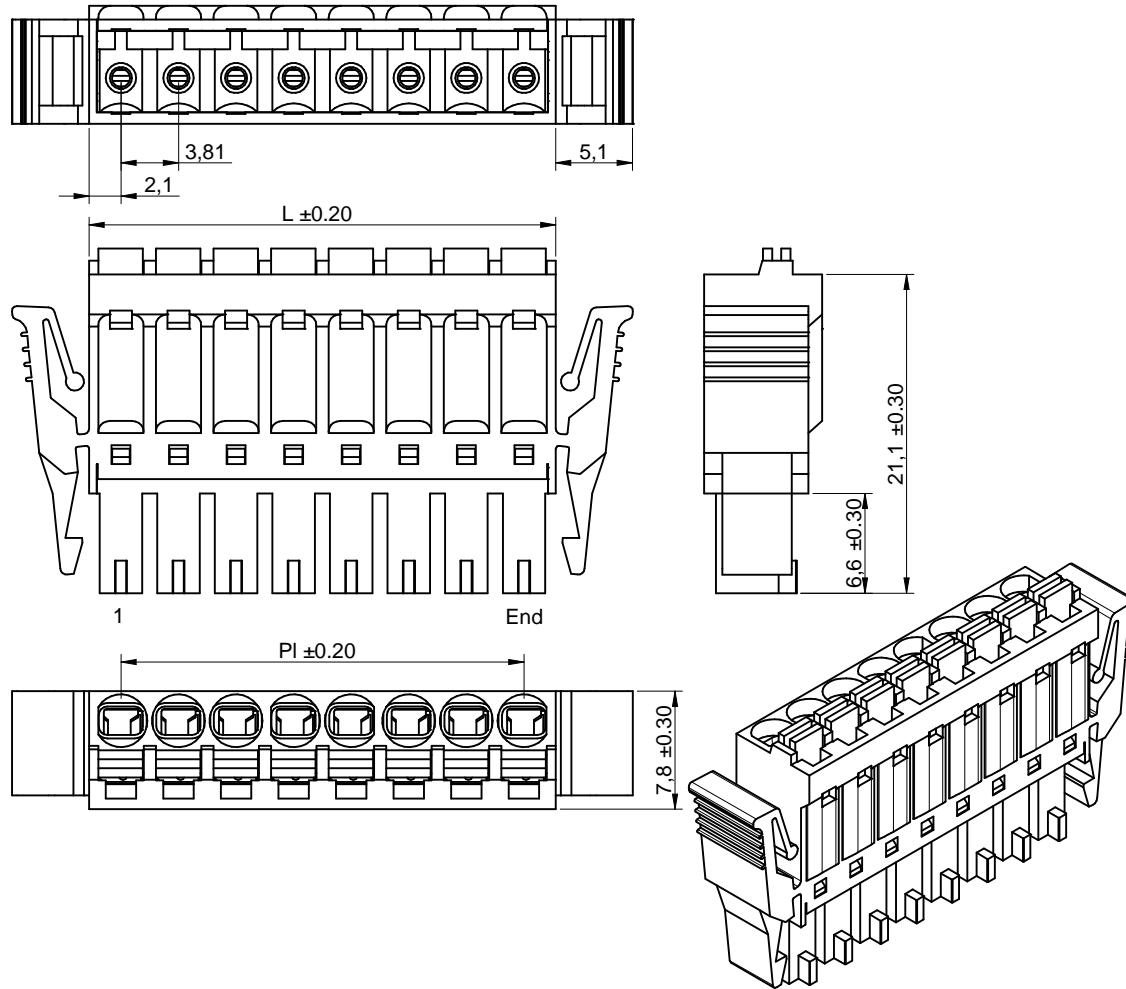


## Dimensions: [mm]



## Article Properties:

Properties		Value	Unit
Pins		4	
Pin to Pin (Middle)	$P_1$	11.43	mm
Length	L	15.64	mm

Würth Elektronik eiSos GmbH & Co. KG  
EMC & Inductive Solutions

Max-Eyth-Str. 1  
74638 Waldenburg  
Germany  
Tel. +49 (0) 79 42 945 - 0

www.we-online.com  
eiSos@we-online.com



CREATED Xla	CHECKED Fbr	GENERAL TOLERANCE DIN ISO 2768-1m	PROJECTION METHOD 
DESCRIPTION <b>Serie 3043 - 3.81 mm Screwless Vertical Entry Plug w. Plastic Latch WR-TBL</b>		ORDER CODE <b>691 304 330 004</b>	
REVISION 001.000	STATUS Valid	DATE 2016-08-05	BUSINESS UNIT eiCan
		PAGE 1/4	

## Article Properties:

Pins	P <sub>1</sub>	L	Order Code
2	3.81 mm	8.02 mm	691 304 330 002
3	7.62 mm	11.83 mm	691 304 330 003
4	11.43 mm	15.64 mm	691 304 330 004
5	15.24 mm	19.45 mm	691 304 330 005
6	19.05 mm	23.26 mm	691 304 330 006
7	22.86 mm	27.07 mm	691 304 330 007
8	26.67 mm	30.88 mm	691 304 330 008
9	30.48 mm	34.69 mm	691 304 330 009
10	35.29 mm	38.50 mm	691 304 330 010
11	38.10 mm	42.31 mm	691 304 330 011
12	41.91 mm	46.12 mm	691 304 330 012
13	45.72 mm	49.93 mm	691 304 330 013
14	49.53 mm	53.74 mm	691 304 330 014
15	53.34 mm	57.55 mm	691 304 330 015
16	57.15 mm	61.36 mm	691 304 330 016
17	60.96 mm	65.17 mm	691 304 330 017
18	64.77 mm	68.98 mm	691 304 330 018
19	68.58 mm	72.79 mm	691 304 330 019
20	72.39 mm	76.60 mm	691 304 330 020
21	76.20 mm	80.41 mm	691 304 330 021
22	80.01 mm	83.42 mm	691 304 330 022
23	83.82 mm	88.03 mm	691 304 330 023
24	87.63 mm	91.84 mm	691 304 330 024

## Kind Properties:

Properties	Value	Unit
Standard Polarities <sup>1)</sup>	02;03;04;05;06;07;08;12	
Pitch	3.81	mm

<sup>1)</sup> Delivery ex stock for standard polarities, non standard have extended leadtimes

## Material Properties:

Insulator Material	PA66
Insulator Color	Green
Insulator Flammability Rating	UL94-V0
Contact Material	Stainless Steel
Wire Guard	Copper Alloy

## General Properties:

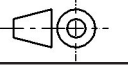

Operating Temperature	-40 °C up to +105 °C
Compliance	Lead free / RoHS

## Electrical Properties:

Properties	Test conditions		Value	Unit
Rated Current		I <sub>R</sub>	12	A
Working Voltage			300	V (AC)
Withstanding Voltage	1 min		2500	V (AC)
Contact Resistance		R	20	mΩ

## Mechanical Properties:

Wire Strip Length	6 (mm)
-------------------	--------

Würth Elektronik eiSos GmbH & Co. KG EMC & Inductive Solutions  Max-Eyth-Str. 1 74638 Waldenburg Germany Tel. +49 (0) 79 42 945 - 0  www.we-online.com eiSos@we-online.com	CREATED	CHECKED	GENERAL TOLERANCE	PROJECTION METHOD	
	Xla	Fbr	DIN ISO 2768-1m		
	DESCRIPTION			ORDER CODE	
	<b>Serie 3043 - 3.81 mm Screwless            Vertical Entry Plug w. Plastic Latch            WR-TBL</b>			<b>691 304 330 004</b>	
	REVISION	STATUS	DATE	BUSINESS UNIT	PAGE
	001.000	Valid	2016-08-05	eiCan	2/4

### Wire Properties:


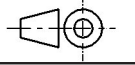
<b>Solid Wire Section (Imperial)</b>	16 to 24 (AWG)
<b>Solid Wire Section (Metric)</b>	0.205 to 1.3 (mm <sup>2</sup> )
<b>Stranded Wire Section (Imperial)</b>	16 to 24 (AWG)
<b>Stranded Wire Section (Metric)</b>	0.205 to 1.3 (mm <sup>2</sup> )

### Standard:

<b>UL Approval</b>	E315414
--------------------	---------

### Packaging Properties:

<b>Packaging</b>	Box
------------------	-----

<p>Würth Elektronik eiSos GmbH &amp; Co. KG EMC &amp; Inductive Solutions</p> <p>Max-Eyth-Str. 1 74638 Waldenburg Germany Tel. +49 (0) 79 42 945 - 0</p> <p>www.we-online.com eiSos@we-online.com</p> 	<p>CREATED Xla</p>	<p>CHECKED Fbr</p>	<p>GENERAL TOLERANCE DIN ISO 2768-1m</p>	<p>PROJECTION METHOD </p>		
	<p>DESCRIPTION <b>Serie 3043 - 3.81 mm Screwless Vertical Entry Plug w. Plastic Latch WR-TBL</b></p>			<p>ORDER CODE <b>691 304 330 004</b></p>		
	<p>REVISION 001.000</p>	<p>STATUS Valid</p>	<p>DATE 2016-08-05</p>	<p>BUSINESS UNIT eiCan</p>	<p>PAGE 3/4</p>	

## Important Notes

**The following conditions apply to all goods within the product range of Würth Elektronik eiSos GmbH & Co. KG:**

### 1. General Customer Responsibility

Some goods within the product range of Würth Elektronik eiSos GmbH & Co. KG contain statements regarding general suitability for certain application areas. These statements about suitability are based on our knowledge and experience of typical requirements concerning the areas, serve as general guidance and cannot be estimated as binding statements about the suitability for a customer application. The responsibility for the applicability and use in a particular customer design is always solely within the authority of the customer. Due to this fact it is up to the customer to evaluate, where appropriate to investigate and decide whether the device with the specific product characteristics described in the product specification is valid and suitable for the respective customer application or not.

### 2. Customer Responsibility related to Specific, in particular Safety-Relevant Applications

It has to be clearly pointed out that the possibility of a malfunction of electronic components or failure before the end of the usual lifetime cannot be completely eliminated in the current state of the art, even if the products are operated within the range of the specifications. In certain customer applications requiring a very high level of safety and especially in customer applications in which the malfunction or failure of an electronic component could endanger human life or health it must be ensured by most advanced technological aid of suitable design of the customer application that no injury or damage is caused to third parties in the event of malfunction or failure of an electronic component. Therefore, customer is cautioned to verify that data sheets are current before placing orders. The current data sheets can be downloaded at [www.we-online.com](http://www.we-online.com).

### 3. Best Care and Attention

Any product-specific notes, cautions and warnings must be strictly observed. Any disregard will result in the loss of warranty.

### 4. Customer Support for Product Specifications

Some products within the product range may contain substances which are subject to restrictions in certain jurisdictions in order to serve specific technical requirements. Necessary information is available on request. In this case the field sales engineer or the internal sales person in charge should be contacted who will be happy to support in this matter.

### 5. Product R&D

Due to constant product improvement product specifications may change from time to time. As a standard reporting procedure of the Product Change Notification (PCN) according to the JEDEC-Standard inform about minor and major changes. In case of further queries regarding the PCN, the field sales engineer or the internal sales person in charge should be contacted. The basic responsibility of the customer as per Section 1 and 2 remains unaffected.

### 6. Product Life Cycle



Due to technical progress and economical evaluation we also reserve the right to discontinue production and delivery of products. As a standard reporting procedure of the Product Termination Notification (PTN) according to the JEDEC-Standard we will inform at an early stage about inevitable product discontinuance. According to this we cannot guarantee that all products within our product range will always be available. Therefore it needs to be verified with the field sales engineer or the internal sales person in charge about the current product availability expectancy before or when the product for application design-in disposal is considered. The approach named above does not apply in the case of individual agreements deviating from the foregoing for customer-specific products.

### 7. Property Rights

All the rights for contractual products produced by Würth Elektronik eiSos GmbH & Co. KG on the basis of ideas, development contracts as well as models or templates that are subject to copyright, patent or commercial protection supplied to the customer will remain with Würth Elektronik eiSos GmbH & Co. KG. Würth Elektronik eiSos GmbH & Co. KG does not warrant or represent that any license, either expressed or implied, is granted under any patent right, copyright, mask work right, or other intellectual property right relating to any combination, application, or process in which Würth Elektronik eiSos GmbH & Co. KG components or services are used.

### 8. General Terms and Conditions

Unless otherwise agreed in individual contracts, all orders are subject to the current version of the "General Terms and Conditions of Würth Elektronik eiSos Group", last version available at [www.we-online.com](http://www.we-online.com).

Würth Elektronik eiSos GmbH & Co. KG EMC & Inductive Solutions  Max-Eyth-Str. 1 74638 Waldenburg Germany Tel. +49 (0) 79 42 945 - 0  <a href="http://www.we-online.com">www.we-online.com</a> <a href="mailto:eiSos@we-online.com">eiSos@we-online.com</a>  	CREATED Xla	CHECKED Fbr	GENERAL TOLERANCE DIN ISO 2768-1m	PROJECTION METHOD 	
	DESCRIPTION <b>Serie 3043 - 3.81 mm Screwless          Vertical Entry Plug w. Plastic Latch          WR-TBL</b>			ORDER CODE <b>691 304 330 004</b>	
	REVISION 001.000	STATUS Valid	DATE 2016-08-05	BUSINESS UNIT eiCan	PAGE 4/4