

SD15C
SD24C

Features

- Halogen free available upon request by adding suffix "-HF"
- Protects one I/O or power line
- Low clamping voltage
- Low leakage current
- Solid-state silicon avalanche technology
- Epoxy meets UL 94 V-0 flammability rating
- Moisture Sensitivity Level 1

Maximum Ratings

- Operating Junction : -55°C to +125°C
- Storage Temperature: -55°C to +150°C

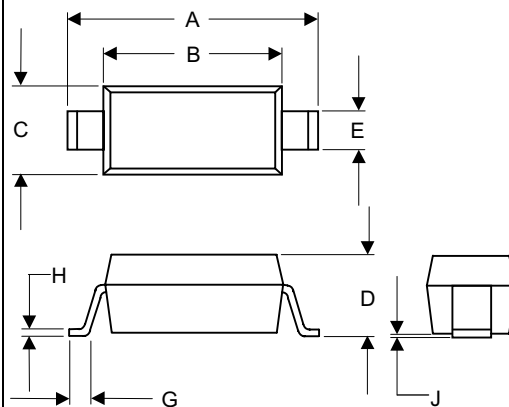
Parameter	Symbol	Limits	unit
ESD Voltage(HBM waveform per IEC 6100-4-2)		30	KV
Peak Power Dissipation (8/20us)	P _{pk}	350	W



Marking:
 SD15C :7/7
 SD24C :8/8 or 24

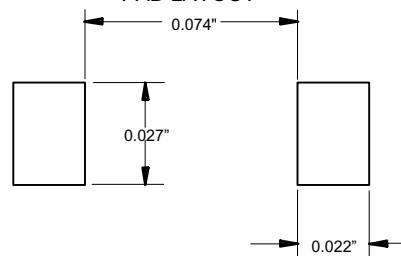
15~24Volts
ESD Protection
Devices

SOD-323



DIM	INCHES		MM		NOTE
	MIN	MAX	MIN	MAX	
A	.090	.107	2.30	2.70	
B	.063	.071	1.60	1.80	
C	.045	.053	1.15	1.35	
D	.031	.045	0.80	1.15	
E	.010	.016	0.25	0.40	
G	.004	.018	0.10	0.45	
H	.004	.010	0.10	0.25	
J	-----	.006	-----	0.15	

SUGGESTED SOLDER PAD LAYOUT



SD15C TVS for 15V Lines

ELECTRICAL CHARACTERISTICS ($T_A=25^{\circ}\text{C}$ unless otherwise noted)

Parameter	Symbol	Min.	Typ.	Max.	Unit	Conditions
Reverse stand-off voltage	V_{RWM}			15	V	
Reverse breakdown voltage	$V_{(BR)R}$	16.7			V	$I_R=1\text{mA}$
Clamping voltage	V_C			30 40	V	$I_{PP}=5\text{A}, t_p=8/20\mu\text{s}$ $I_{PP}=12\text{A}, t_p=8/20\mu\text{s}$
Reverse leakage current	I_R			1	μA	$V_{RWM}=15\text{V}$
Junction Capacitance	C_J			75	pF	$V_R=0\text{V}, f=1\text{MHz}$

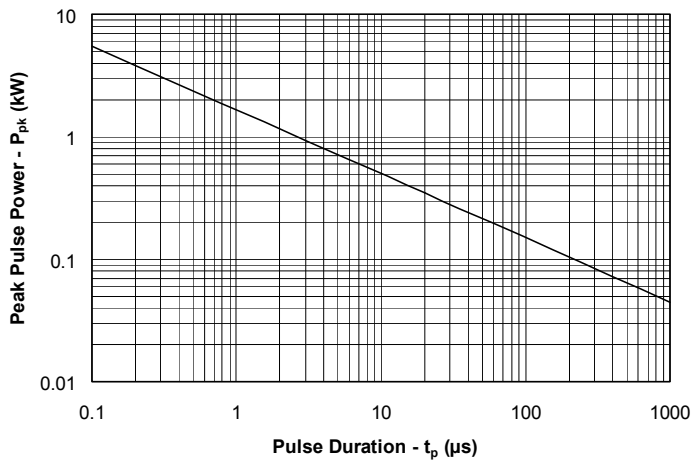
SD24C TVS for 24V Lines

ELECTRICAL CHARACTERISTICS ($T_A=25^{\circ}\text{C}$ unless otherwise noted)

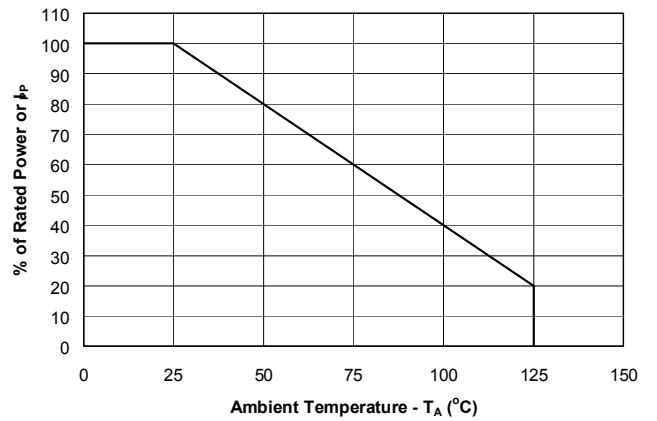
Parameter	Symbol	Min.	Typ.	Max.	Unit	Conditions
Reverse stand-off voltage	V_{RWM}			24	V	
Reverse breakdown voltage	$V_{(BR)R}$	26.7			V	$I_R=1\text{mA}$
Clamping voltage	V_C			40 62	V	$I_{PP}=1\text{A}, t_p=8/20\mu\text{s}$ $I_{PP}=8\text{A}, t_p=8/20\mu\text{s}$
Reverse leakage current	I_R			1	μA	$V_{RWM}=24\text{V}$
Junction Capacitance	C_J			50	pF	$V_R=0\text{V}, f=1\text{MHz}$

TYPICAL CHARACTERISTICS @ Ta=25°C unless otherwise specified

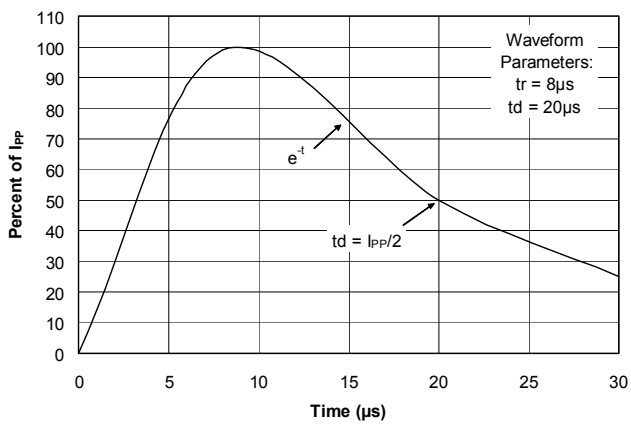
Non-Repetitive Peak Pulse Power vs. Pulse Time



Power Derating Curve



Pulse Waveform





Micro Commercial Components

Ordering Information :

Device	Packing
Part Number-TP	Tape&Reel: 3Kpcs/Reel

Note : Adding "-HF" suffix for halogen free, eg. Part Number-TP-HF

IMPORTANT NOTICE

Micro Commercial Components Corp. reserves the right to make changes without further notice to any product herein to make corrections, modifications , enhancements , improvements , or other changes . Micro Commercial Components Corp . does not assume any liability arising out of the application or use of any product described herein; neither does it convey any license under its patent rights ,nor the rights of others . The user of products in such applications shall assume all risks of such use and will agree to hold Micro Commercial Components Corp . and all the companies whose products are represented on our website, harmless against all damages.

LIFE SUPPORT

MCC's products are not authorized for use as critical components in life support devices or systems without the express written approval of Micro Commercial Components Corporation.

CUSTOMER AWARENESS

Counterfeiting of semiconductor parts is a growing problem in the industry. Micro Commercial Components (MCC) is taking strong measures to protect ourselves and our customers from the proliferation of counterfeit parts. MCC strongly encourages customers to purchase MCC parts either directly from MCC or from Authorized MCC Distributors who are listed by country on our web page cited below. Products customers buy either from MCC directly or from Authorized MCC Distributors are genuine parts, have full traceability, meet MCC's quality standards for handling and storage. MCC will not provide any warranty coverage or other assistance for parts bought from Unauthorized Sources. MCC is committed to combat this global problem and encourage our customers to do their part in stopping this practice by buying direct or from authorized distributors.