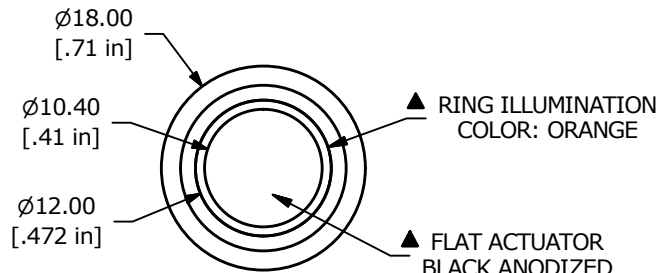
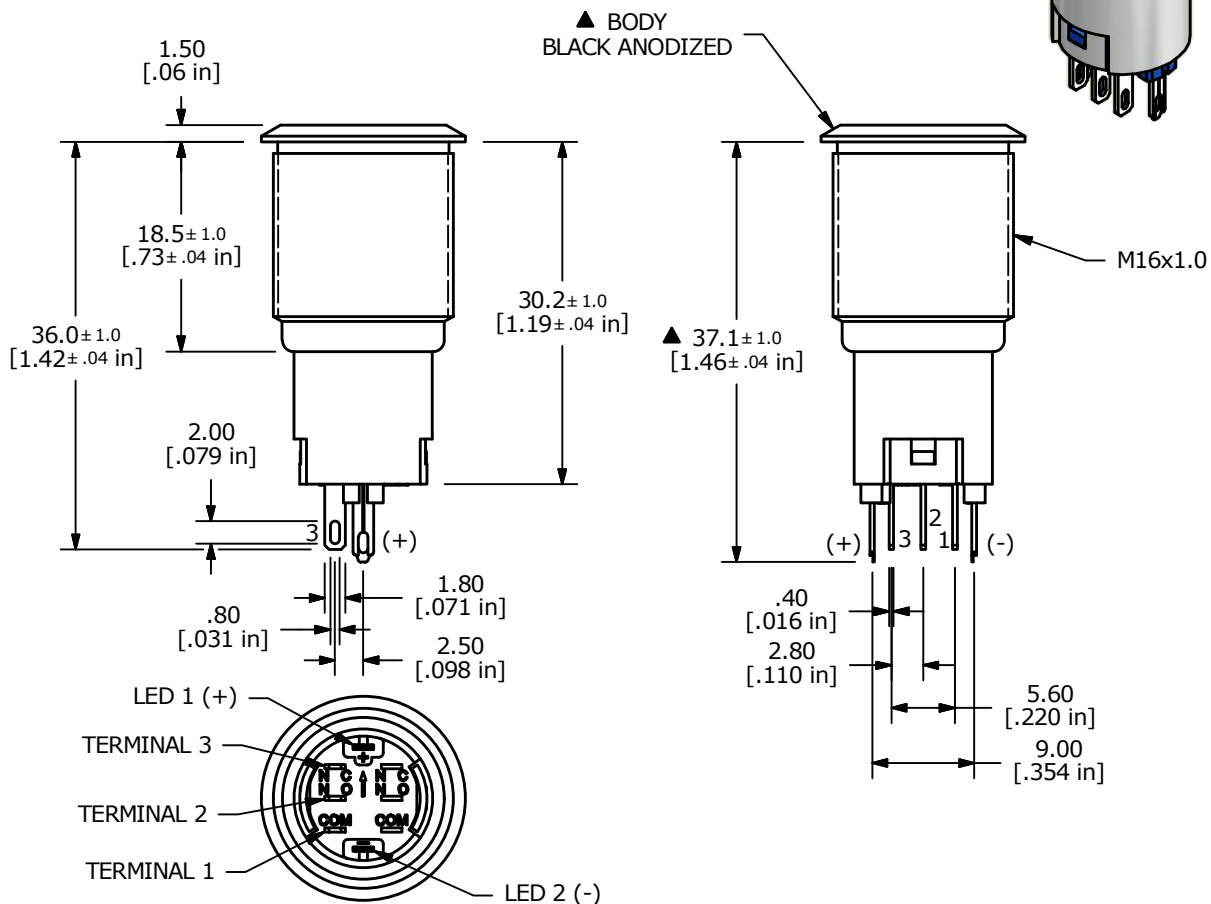
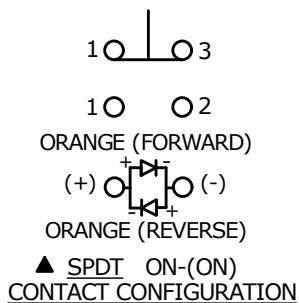


PANEL CUTOUT
MAX. PANEL THICKNESS
14.0mm [.55]



SWITCH FUNCTION	
POS. 1	POS. 2
ON	(ON)
1-3	1-2

(ON) = MOMENTARY



NOTE:

- ALL DIMENSIONS IN MM [INCH]
- GENERAL TOLERANCE: X.X = ±0.4
X.XX = ±0.25
- TERMINAL NUMBERS FOR REF ONLY
- CONTACT MATERIAL: SILVER
- RATING: 2A 48VDC
- ELECTRIC LIFE: 50,000 MAKE-AND-BREAK CYCLES AT FULL LOAD.
- INSULATION RESISTANCE: 1,000 MΩ MIN.
- DIELECTRIC STRENGTH: 2,000 VAC MIN. FOR 1 MINUTE
- CONTACT RESISTANCE: 50mΩ MAX. @ 1A 12VDC
- OPERATING TEMP.: -20°C to 55°C
- ▲ DENOTES CRITICAL PARAMETER.
- HARDWARE SUPPLIED: O-RING AND HEXNUT
- INGRESS RATING: IP40
- 2002/95/EC (ROHS) COMPLIANT
- LAMP VOLTAGE: 6V

REV	PCR NO	DESCRIPTION	DATE	BY
D	22105	UPDATE TO NEW TERMINAL HOUSING	12/22/15	MW
C	20449	CORRECT CONTACT CONFIG.	02/02/12	BMA
B	20413	UPDATE AND CONVERT	1/19/2012	BMA



TITLE PV3F2B011-323				
SCALE	DATE	DR	DWG	REV
1.5:1	1/19/2012	BMA	52-PV3F2B011323	D

THE INFORMATION CONTAINED IN THIS DOCUMENT IS PROPRIETARY TO E-SWITCH AND IS NOT TO BE COPIED OR TRANSFERRED