



SANYO Semiconductors

DATA SHEET

An ON Semiconductor Company

LB1935T LB1935CL

Monolithic Digital IC Stepping Motor Driver IC

Overview

LB1935T/LB1935CL is IC with forward/reverse motor drive 2-channel in which low saturation voltage and low voltage operation possible. Its small sized package is optimal for 2 phase excitation drive of 2 phase bipolar stepping motors for various portable devices such as digital still cameras.

Features

- Low saturation voltage, $V_{O(sat)} = 0.3V$ typ at $I_O = 150mA$
- Built-in shoot-through current protection circuit
- No standby current consumption (or zero)
- Built-in thermal shutdown circuit
- MSOP10 small-sized package (3.0mm×4.9mm×1.1mm typ) [LB1935T]
- ECSP2828-10 ultraminiature leadless package (2.8mm×2.8mm×0.8mm typ) [LB1935CL]

Absolute Maximum Ratings at $T_a = 25^\circ C$

Parameter	Symbol	Conditions	Ratings	Unit
Maximum power source voltage	V_{CC} max		-0.3 to +8.0	V
Applied output voltage	V_{OUT} max	OUT1, OUT2, OUT3, OUT4 pin	$V_{CC}+VSF$	V
Applied input voltage	V_{IN} max	ENA, IN1, IN2 pin	-0.3 to +8.0	V
GND Pin outflow current	I GND	Per channel	400	mA
Allowable power dissipation	Pd max	With substrate* [LB1935T]	400	mW
	Pd max	With substrate* [LB1935CL]	450	mW
Operating temperature	Topr		-20 to +75	°C
Storage temperature	Tstg		-40 to +150	°C

* Specified substrate : 20.0mm×10.0mm×0.8mm, paper phenol

■ Any and all SANYO Semiconductor Co.,Ltd. products described or contained herein are, with regard to "standard application", intended for the use as general electronics equipment (home appliances, AV equipment, communication device, office equipment, industrial equipment etc.). The products mentioned herein shall not be intended for use for any "special application" (medical equipment whose purpose is to sustain life, aerospace instrument, nuclear control device, burning appliances, transportation machine, traffic signal system, safety equipment etc.) that shall require extremely high level of reliability and can directly threaten human lives in case of failure or malfunction of the product or may cause harm to human bodies, nor shall they grant any guarantee thereof. If you should intend to use our products for applications outside the standard applications of our customer who is considering such use and/or outside the scope of our intended standard applications, please consult with us prior to the intended use. If there is no consultation or inquiry before the intended use, our customer shall be solely responsible for the use.

■ Specifications of any and all SANYO Semiconductor Co.,Ltd. products described or contained herein stipulate the performance, characteristics, and functions of the described products in the independent state, and are not guarantees of the performance, characteristics, and functions of the described products as mounted in the customer's products or equipment. To verify symptoms and states that cannot be evaluated in an independent device, the customer should always evaluate and test devices mounted in the customer's products or equipment.

SANYO Semiconductor Co., Ltd.

<http://semicon.sanyo.com/en/network>

LB1935T, LB1935CL

Allowable Operating Range at $T_a = 25^\circ\text{C}$

Parameter	Symbol	Conditions	Ratings	Unit
Source voltage	V_{CC}		2.2 to 7.5	V
Input high level voltage	V_{IH}	ENA, IN1, IN2 pin	1.8 to 7.5	V
Input low level voltage	V_{IL}	ENA, IN1, IN2 pin	-0.3 to +0.7	V

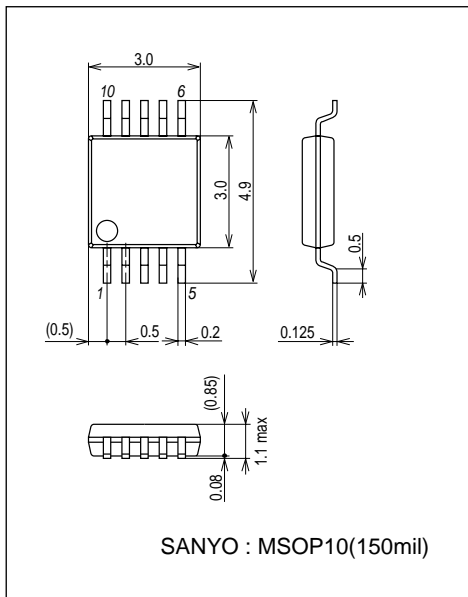
Electric Characteristics at $T_a = 25^\circ\text{C}$, $V_{CC} = 3.3\text{V}$

Parameter	Symbol	Conditions	Ratings			Unit
			min	typ	max	
Power source current	I_{CC0}	ENA = 0V, $V_{IN} = 3\text{V}$ or 0V		0.1	1	μA
	I_{CC1}	ENA = 3V, $V_{IN} = 3\text{V}$ or 0V		13	19	mA
Output saturation voltage	V_{OUT1}	ENA = 3V, $V_{IN} = 3\text{V}$ or 0V, $I_{OUT} = 100\text{mA}$		0.2	0.3	V
	V_{OUT2}	ENA = 3V, $V_{IN} = 3\text{V}$ or 0V, $I_{OUT} = 200\text{mA}$ * [LB1935T only]		0.4	0.6	V
Input current	I_{IN}	$V_{IN} = 3\text{V}$		40	60	μA
	I_{ENA}	VENA = 3V		40	60	μA
Spark killer diode						
Reverse current	$I_S(\text{leak})$				1	μA
Forward voltage	VSF	$I_{OUT} = 200\text{mA}$ * [LB1935T only]			1.7	V

Note : *For LB1935CL, it is a design assured value.

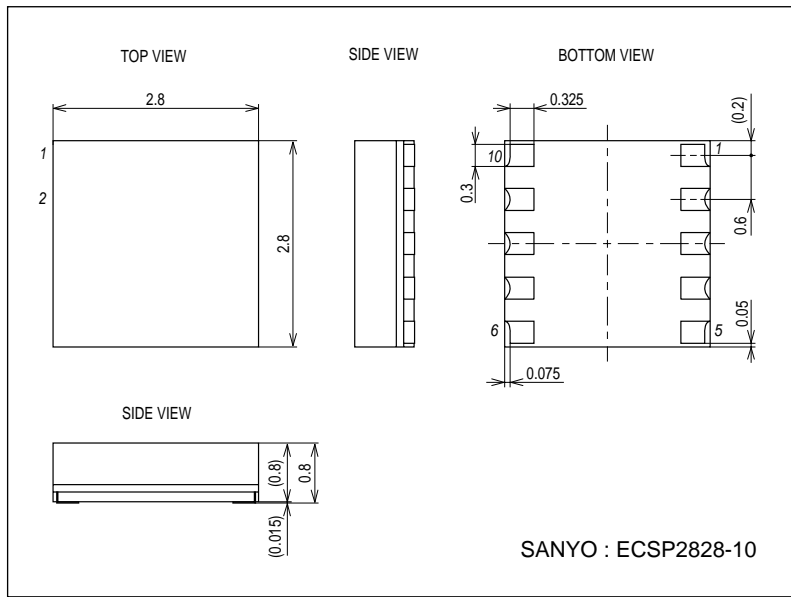
Package Dimensions

unit : mm (typ)
3297 [LB1935T]



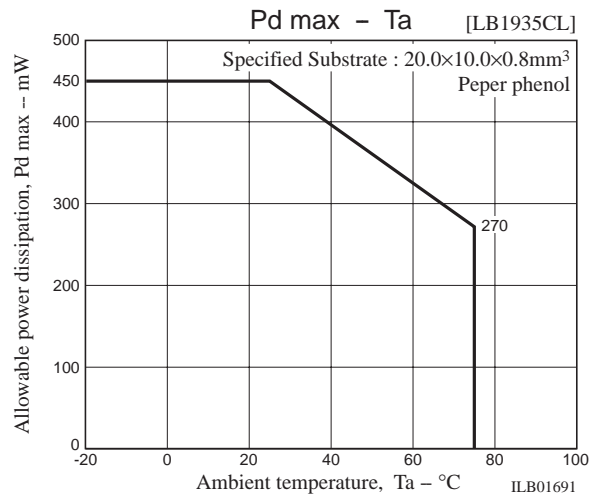
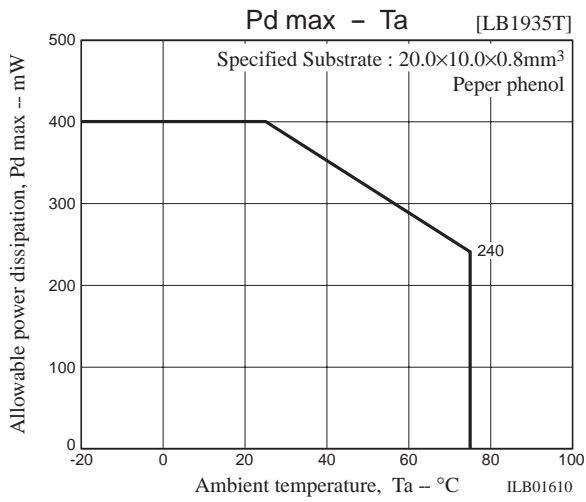
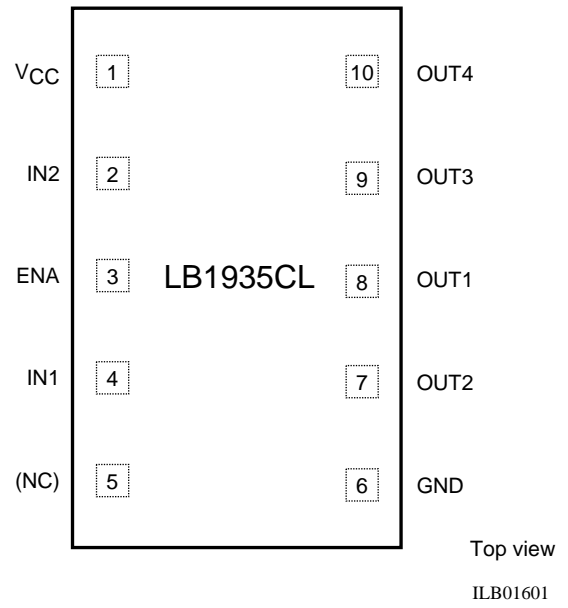
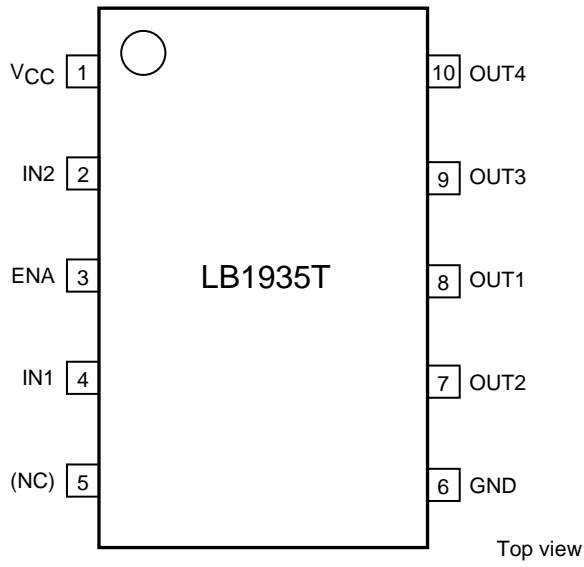
Package Dimensions

unit : mm (typ)
3301A [LB1935CL]



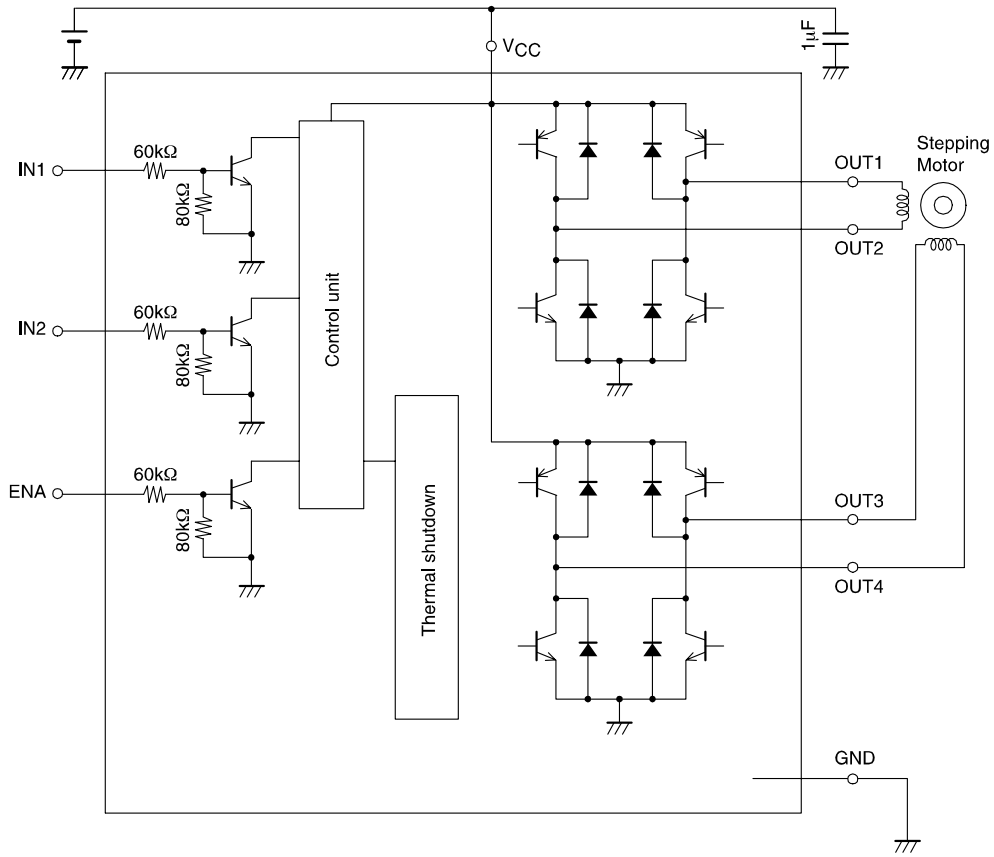
LB1935T, LB1935CL

Pin Assignments



LB1935T, LB1935CL

Block Diagram



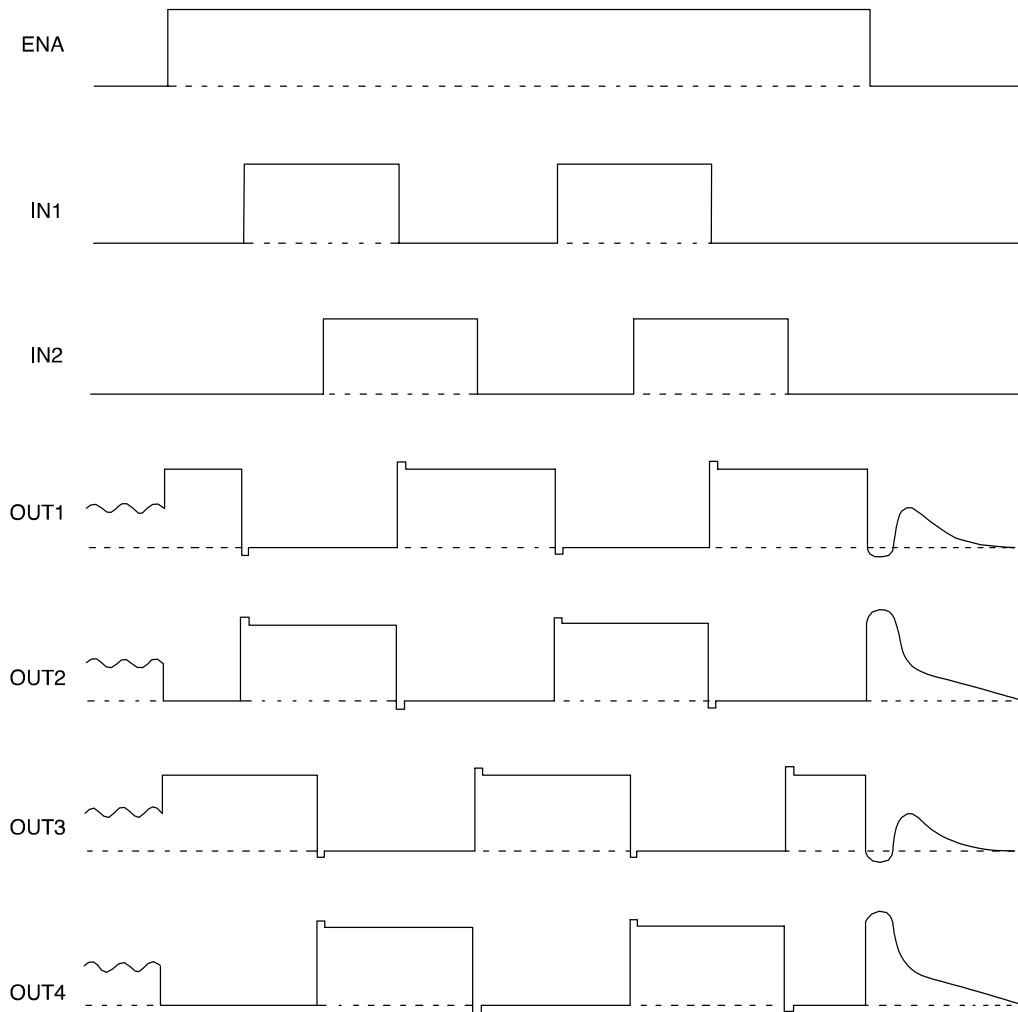
ILB01611

Truth Table

Input			Output				Remarks
ENA	IN1	IN2	OUT1	OUT2	OUT3	OUT4	
L	-	-	OFF	OFF	OFF	OFF	Stdby
H	L	L	H	L	H	L	2-phase excitation
	L	H	H	L	L	H	
	H	H	L	H	L	H	
	H	L	L	H	H	L	

Timing Chart

Timing chart below shows the 2 phase excitation stepping motor.



ILB01612

- SANYO Semiconductor Co.,Ltd. assumes no responsibility for equipment failures that result from using products at values that exceed, even momentarily, rated values (such as maximum ratings, operating condition ranges, or other parameters) listed in products specifications of any and all SANYO Semiconductor Co.,Ltd. products described or contained herein.
- SANYO Semiconductor Co.,Ltd. strives to supply high-quality high-reliability products, however, any and all semiconductor products fail or malfunction with some probability. It is possible that these probabilistic failures or malfunction could give rise to accidents or events that could endanger human lives, trouble that could give rise to smoke or fire, or accidents that could cause damage to other property. When designing equipment, adopt safety measures so that these kinds of accidents or events cannot occur. Such measures include but are not limited to protective circuits and error prevention circuits for safe design, redundant design, and structural design.
- In the event that any or all SANYO Semiconductor Co.,Ltd. products described or contained herein are controlled under any of applicable local export control laws and regulations, such products may require the export license from the authorities concerned in accordance with the above law.
- No part of this publication may be reproduced or transmitted in any form or by any means, electronic or mechanical, including photocopying and recording, or any information storage or retrieval system, or otherwise, without the prior written consent of SANYO Semiconductor Co.,Ltd.
- Any and all information described or contained herein are subject to change without notice due to product/technology improvement, etc. When designing equipment, refer to the "Delivery Specification" for the SANYO Semiconductor Co.,Ltd. product that you intend to use.
- Information (including circuit diagrams and circuit parameters) herein is for example only; it is not guaranteed for volume production.
- Upon using the technical information or products described herein, neither warranty nor license shall be granted with regard to intellectual property rights or any other rights of SANYO Semiconductor Co.,Ltd. or any third party. SANYO Semiconductor Co.,Ltd. shall not be liable for any claim or suits with regard to a third party's intellectual property rights which has resulted from the use of the technical information and products mentioned above.

This catalog provides information as of June, 2007. Specifications and information herein are subject to change without notice.