

MXP120™ Sealed Connector System

34900, 34899, 160091



The high-performance, compact MXP120™ Sealed Connection System is designed to perform in harsh environments and can replace common 1.50mm systems in space-constrained safety-restraint, body electronics and powertrain applications

Features and Benefits

Versatile sealed connection system using space-saving 1.20mm terminals on 4.00mm pitch

Meets power requirements up to 13.0A
Suitable for sealed safety-restraint, body electronics and powertrain applications

Single wire seal (SWS) connection system with robust perimeter seal

IP68 rated. IPX9K under evaluation Withstands high-pressure spray environments

Reduced package size when compared to existing 1.50mm connection systems

Offers significant space-savings for confined design parameters

Accommodates wire gauges up to 1.00mm²

Limits connector pitch to 4.00mm with SWS

Compatible with AK and USCAR interfaces; designed using worldwide AK cavity definition

Confirms global acceptance and marketability

Female receptacles feature medium or long shrouds for 1-by-4 circuit and above (short shrouds for below 4-circuit)

Ensures all circuit sizes and keying options are scoop proof

Female receptacles with Independent Secondary Locking (ISL)

Ensures efficient terminal positioning and detection of partial installation of terminals

Male blade connectors with Primary Lock Reinforcement (PLR)

Secure mating performance

Female receptacles feature integral locking-latch with bridge protection and audible click

Avoids damage to the latch during packaging and transit

Black Housings: Body Electronics & Powertrain Applications



1-by-2 Circuit



1-by-3 Circuit




1-by-4 Circuit



1-by-6 Circuit


Yellow Housings: Safety Applications



1-by-2 Circuit



1-by-3 Circuit



1-by-4 Circuit



1-by-6 Circuit

MXP120™ Sealed Connector System

34900, 34899, 160091



Applications

MXP120™ Sealed Connector System

Sealed applications in automotive and commercial vehicles:

Black Outer Housings:

Body electronics connections in wet areas T3-V1-S2 with tin terminals; T3-V2-S2 with silver terminals:

- Exterior lighting
- Turn signals (indicators)
- Door-lock mechanisms


Powertrain (T4-V4-S3 - 155°C high-vibration for severe applications, high-pressure jets)

- Fuel injection
- Emission controls
- Ignition coil

Yellow Outer Housings:

Safety systems T3-V2-S2 125°C on-engine vibration:

- Supplemental Inflatable Restraints (SIR)
- Safety Restraint Systems (SRS)
- Seat-belt pretensioners
- Airbags - steering wheel / side / curtain



Body Electronics in Wet Areas and Powertrain Applications



In-vehicle Safety Systems

Specifications

REFERENCE INFORMATION

Packaging:
Housings – 4-cell bulk pack
Use With:
Receptacle terminals –
1.2 LL SWS from Tyco and Kostal
Blade terminals – 1.2 CB SWS from Tyco
Cavity Plugs – Tyco
Designed In: Millimeters
RoHS: Yes
Halogen Free: Yes

ELECTRICAL

Voltage (max.): 500V DC
Current (max.): 13.0A
Contact Resistance: 8 milliohms max.
Dielectric Withstanding Voltage:
1000V AC min for 60sec.
Insulation Resistance: 100 Megohms min.

PHYSICAL

Housing: PA SPS resin
Operating Temperature: -40 to +125°C
Flammability: Per ISO3795 or GMW3191
Burn rate: 100mm/ Mn max.
Material self-extinguishing

For full Product Specification please refer to:
PS-34900-0001

Ordering Information

Gender	Circuit Size	Series No.	Outer Shroud Size	Housing Colour	Cavity Insert Color	Coding	Clip Slot†
Female	1x2 1x3 1x4 1x6	<u>34900</u>	Short Medium Long	Yellow Black	Black Light Grey Dark Grey Stone Grey	A B C D E F G	-
Male		<u>34899</u>			-		

† Custom clip-slots available, volume dependant - contact Molex

www.molex.com/dpb/mxp120.html