



Is Now Part of



ON Semiconductor®

To learn more about ON Semiconductor, please visit our website at
www.onsemi.com


ON Semiconductor and the ON Semiconductor logo are trademarks of Semiconductor Components Industries, LLC dba ON Semiconductor or its subsidiaries in the United States and/or other countries. ON Semiconductor owns the rights to a number of patents, trademarks, copyrights, trade secrets, and other intellectual property. A listing of ON Semiconductor's product/patent coverage may be accessed at www.onsemi.com/site/pdf/Patent-Marking.pdf. ON Semiconductor reserves the right to make changes without further notice to any products herein. ON Semiconductor makes no warranty, representation or guarantee regarding the suitability of its products for any particular purpose, nor does ON Semiconductor assume any liability arising out of the application or use of any product or circuit, and specifically disclaims any and all liability, including without limitation special, consequential or incidental damages. Buyer is responsible for its products and applications using ON Semiconductor products, including compliance with all laws, regulations and safety requirements or standards, regardless of any support or applications information provided by ON Semiconductor. "Typical" parameters which may be provided in ON Semiconductor data sheets and/or specifications can and do vary in different applications and actual performance may vary over time. All operating parameters, including "Typicals" must be validated for each customer application by customer's technical experts. ON Semiconductor does not convey any license under its patent rights nor the rights of others. ON Semiconductor products are not designed, intended, or authorized for use as a critical component in life support systems or any FDA Class 3 medical devices or medical devices with a same or similar classification in a foreign jurisdiction or any devices intended for implantation in the human body. Should Buyer purchase or use ON Semiconductor products for any such unintended or unauthorized application, Buyer shall indemnify and hold ON Semiconductor and its officers, employees, subsidiaries, affiliates, and distributors harmless against all claims, costs, damages, and expenses, and reasonable attorney fees arising out of, directly or indirectly, any claim of personal injury or death associated with such unintended or unauthorized use, even if such claim alleges that ON Semiconductor was negligent regarding the design or manufacture of the part. ON Semiconductor is an Equal Opportunity/Affirmative Action Employer. This literature is subject to all applicable copyright laws and is not for resale in any manner.



FJPF3305

High Voltage Switch Mode Application

- High Speed Switching
- Suitable for Electronic Ballast and Switching Regulator



Absolute Maximum Ratings * $T_a = 25^\circ\text{C}$ unless otherwise noted

| Symbol | Parameter | Value | Units |
|-----------|--|-----------|------------------|
| V_{CB0} | Collector-Base Voltage | 700 | V |
| V_{CEO} | Collector-Emitter Voltage | 400 | V |
| V_{EBO} | Emitter-Base Voltage | 9 | V |
| I_C | Collector Current (DC) | 4 | A |
| I_{CP} | Collector Current (Pulse) | 8 | A |
| I_B | Base Current | 2 | A |
| P_C | Collector Dissipation ($T_a = 25^\circ\text{C}$) | 30 | W |
| T_J | Junction Temperature | 150 | $^\circ\text{C}$ |
| T_{STG} | Storage Temperature | -65 ~ 150 | $^\circ\text{C}$ |

* These ratings are limiting values above which the serviceability of any semiconductor device may be impaired.

Electrical Characteristics * $T_C = 25^\circ\text{C}$ unless otherwise noted

| Symbol | Parameter | Conditions | Min. | Typ. | Max | Units |
|------------------------|--------------------------------------|--|---------|------|-------------------|---------------|
| BV_{CBO} | Collector-Base Breakdown Voltage | $I_C = 500\mu\text{A}, I_E = 0$ | 700 | | | V |
| BV_{CEO} | Collector-Emitter Breakdown Voltage | $I_C = 5\text{mA}, I_B = 0$ | 400 | | | V |
| BV_{EBO} | Emitter-Base Breakdown Voltage | $I_E = 500\mu\text{A}, I_C = 0$ | 9 | | | V |
| I_{CBO} | Collector Cut-off Current | $V_{CB} = 700\text{V}, I_E = 0$ | | | 1 | μA |
| I_{EBO} | Emitter Cut-off Current | $V_{EB} = 9\text{V}, I_C = 0$ | | | 1 | μA |
| h_{FE1} h_{FE2} | DC Current Gain * | $V_{CE} = 5\text{V}, I_C = 1\text{A}$ $V_{CE} = 5\text{V}, I_C = 2\text{A}$ | 19 8 | | 35 40 | |
| $V_{CE(sat)}$ | Collector-Emitter Saturation Voltage | $I_C = 1\text{A}, I_B = 0.2\text{A}$ $I_C = 2\text{A}, I_B = 0.5\text{A}$ $I_C = 4\text{A}, I_B = 1\text{A}$ | | | 0.5 0.6 1.0 | V V V |
| $V_{BE(sat)}$ | Base-Emitter Saturation Voltage | $I_C = 1\text{A}, I_B = 0.2\text{A}$ $I_C = 2\text{A}, I_B = 0.5\text{A}$ | | | 1.2 1.6 | V V |
| f_T | Current Gain Bandwidth Product | $V_{CE} = 5\text{V}, I_C = 1\text{A}$ | 4 | | | MHz |
| C_{ob} | Output Capacitance | $V_{CB} = 10\text{V}, f = 1\text{MHz}$ | | 65 | | pF |
| t_{ON} | Turn On Time | $V_{CC} = 125\text{V}$ | | | 0.8 | μs |
| t_{STG} | Storage Time | $I_C = 2\text{A} = 5I_{B1} = -5I_{B2}$ | | | 4.0 | μs |
| t_F | Fall Time | $R_L = 62.5\Omega$ | | | 0.9 | μs |

* Pulse Test: $PW \leq 300\mu\text{s}$, Duty Cycle $\leq 2\%$ **h_{FE} Classification**

| Classification | H1 | H2 |
|----------------|---------|---------|
| h_{FE2} | 19 ~ 28 | 26 ~ 35 |

Typical Performance Characteristics

Figure 1. Static Characteristic

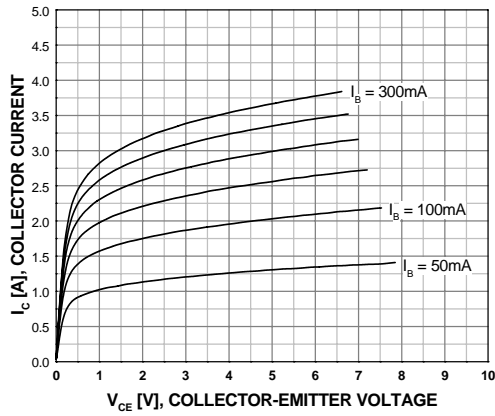


Figure 2. DC Current Gain (R-Grade)

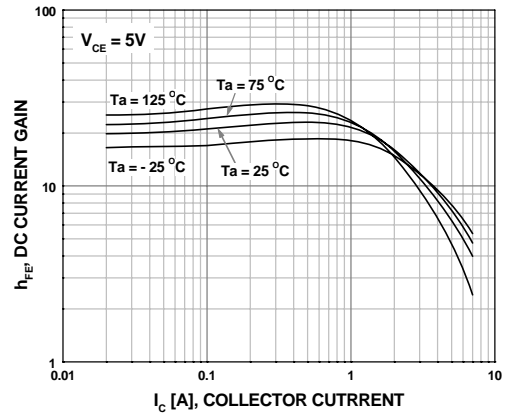


Figure 3. DC Current Gain (O-Grade)

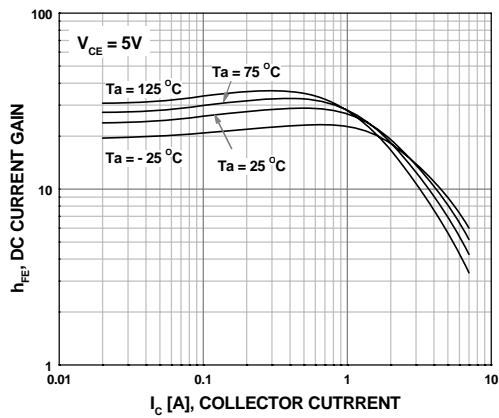


Figure 4. Saturation Voltage (R-Grade)

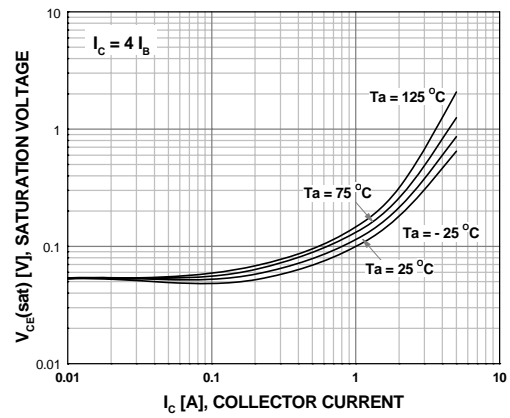


Figure 5. Saturatin Voltage (O-Grade)

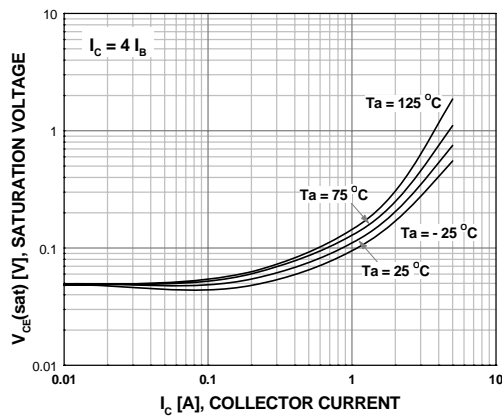
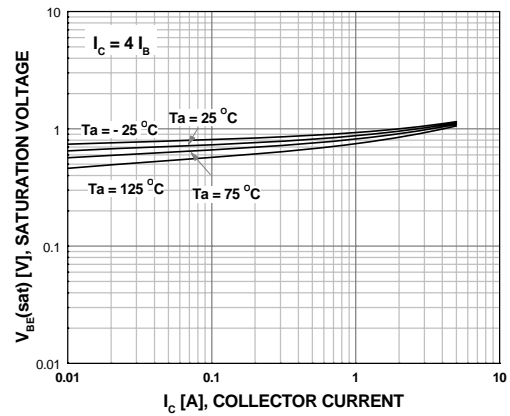


Figure 6. Saturation Voltage (R-Grade)



Typical Performance Characteristics (Continued)

Figure 7. Saturation Voltage (O-Grade)

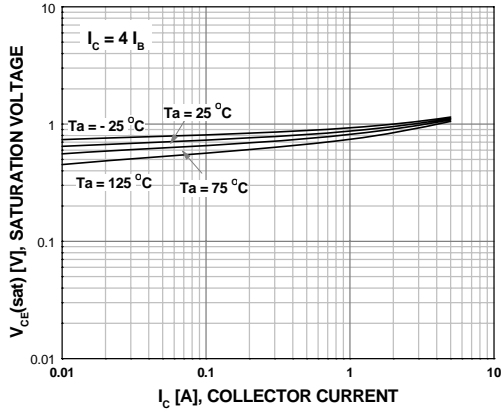


Figure 8. Switching Time

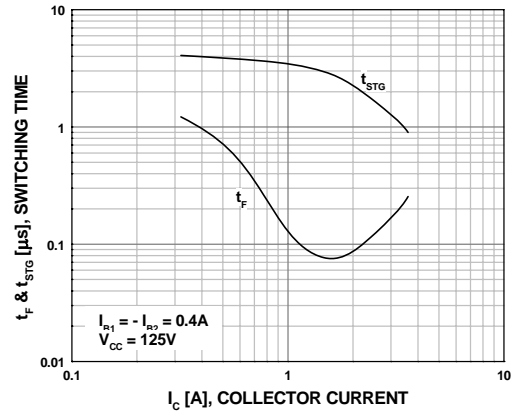


Figure 9. Reverse Biased Safe Operating Area

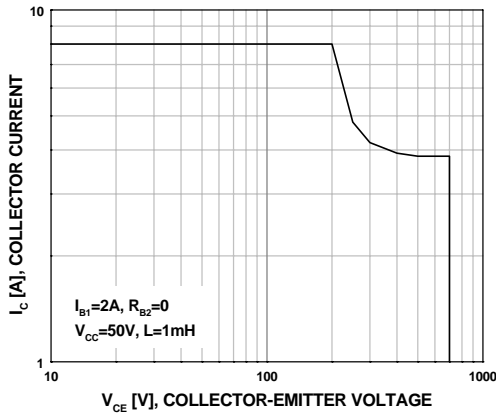


Figure 10. Forward Biased Safe Operating Area

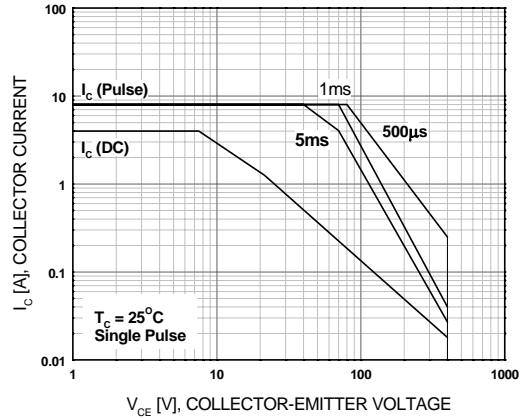
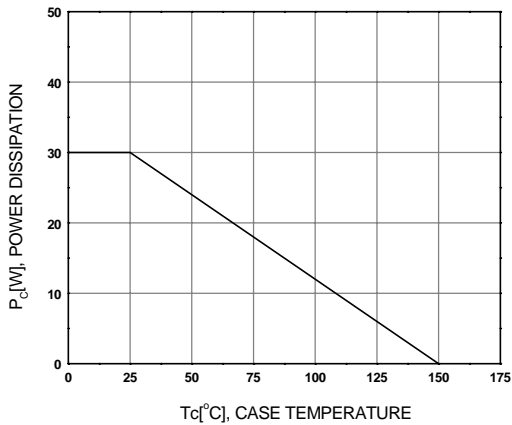


Figure 11. Power Derating



ON Semiconductor and  are trademarks of Semiconductor Components Industries, LLC dba ON Semiconductor or its subsidiaries in the United States and/or other countries. ON Semiconductor owns the rights to a number of patents, trademarks, copyrights, trade secrets, and other intellectual property. A listing of ON Semiconductor's product/patent coverage may be accessed at www.onsemi.com/site/pdf/Patent-Marking.pdf. ON Semiconductor reserves the right to make changes without further notice to any products herein. ON Semiconductor makes no warranty, representation or guarantee regarding the suitability of its products for any particular purpose, nor does ON Semiconductor assume any liability arising out of the application or use of any product or circuit, and specifically disclaims any and all liability, including without limitation special, consequential or incidental damages. Buyer is responsible for its products and applications using ON Semiconductor products, including compliance with all laws, regulations and safety requirements or standards, regardless of any support or applications information provided by ON Semiconductor. "Typical" parameters which may be provided in ON Semiconductor data sheets and/or specifications can and do vary in different applications and actual performance may vary over time. All operating parameters, including "Typicals" must be validated for each customer application by customer's technical experts. ON Semiconductor does not convey any license under its patent rights nor the rights of others. ON Semiconductor products are not designed, intended, or authorized for use as a critical component in life support systems or any FDA Class 3 medical devices or medical devices with a same or similar classification in a foreign jurisdiction or any devices intended for implantation in the human body. Should Buyer purchase or use ON Semiconductor products for any such unintended or unauthorized application, Buyer shall indemnify and hold ON Semiconductor and its officers, employees, subsidiaries, affiliates, and distributors harmless against all claims, costs, damages, and expenses, and reasonable attorney fees arising out of, directly or indirectly, any claim of personal injury or death associated with such unintended or unauthorized use, even if such claim alleges that ON Semiconductor was negligent regarding the design or manufacture of the part. ON Semiconductor is an Equal Opportunity/Affirmative Action Employer. This literature is subject to all applicable copyright laws and is not for resale in any manner.

PUBLICATION ORDERING INFORMATION

LITERATURE FULFILLMENT:

Literature Distribution Center for ON Semiconductor
19521 E. 32nd Pkwy, Aurora, Colorado 80011 USA
Phone: 303-675-2175 or 800-344-3860 Toll Free USA/Canada
Fax: 303-675-2176 or 800-344-3867 Toll Free USA/Canada
Email: orderlit@onsemi.com

N. American Technical Support: 800-282-9855 Toll Free
USA/Canada
Europe, Middle East and Africa Technical Support:
Phone: 421 33 790 2910
Japan Customer Focus Center
Phone: 81-3-5817-1050

ON Semiconductor Website: www.onsemi.com
Order Literature: <http://www.onsemi.com/orderlit>
For additional information, please contact your local
Sales Representative