

## SUMMARY

### # Wires

Low	8
High	0
Coax	0
Triax	0
Quad	0
Fiber	0
Fluidic	0

Series	1M
Termination type	Male crimp
IP rating	68
Cable Ø	4.85 - 9.70 mm
Matching parts	
Status	
Alternative part	



Image is for illustrative purpose only

### Download

[Request a quote](#)

[Catalog](#)

## TECHNICAL DETAILS

### Mechanics

Shell Style/Model	FG*: Straight plug with arctic grip and mold stop
Keying	3 keys (beta=150, gamma=60, plug: male contacts, receptacle: female contacts)
Housing Material	Brass (chrome plated) shell and collet nut, nickel plated brass latch sleeve and mid pieces
Cable Fixing	∅ 4.85 - 9.7 mm
Variant	

### Performance

Configuration	1M.308 : 8 Low Voltage
Insulator	
Rated Current	5.0 Amps

### Specifications

Contact Type: Crimp
Max. Matings: 5000
Contact Retention: 22 N
Contact Dia.: 0.7 mm (0.028in)
Bucket Dia.: 0.8 mm (0.031in)
Min. Conductor: 0.14 mm <sup>2</sup> (AWG 26)

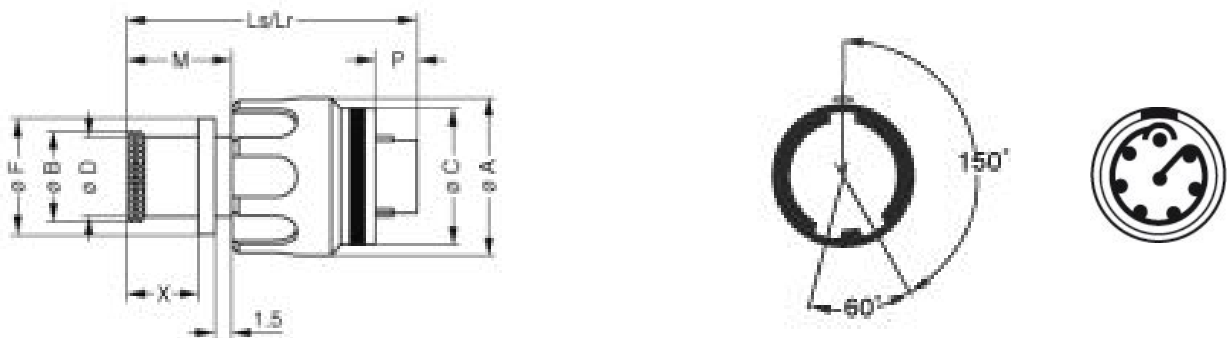
Max. Conductor: 0.34 mm<sup>2</sup> (AWG 22)  
 R (max): 6.1 mOhm  
 Test voltage (kV rms) Contact-contact: 1.3  
 Test voltage (kV rms) Contact-shell: 1.1

## Others

Humidity (max): ≤95% [at 60 deg C / 140 F]  
 Vibration: 15 g [10 Hz - 2000 Hz]  
 Shock Resistance: 100 g [ 6 ms]  
 Operating temperature: -55° C/ +200° C  
 Climatical Category: 15/200/21 (Al. shell)  
 Lighting strike EIA 364-75 10K amps - 6 times  
 EMI Shielding EIA 364-66A - 1Ghz-80 dB,3GHz-70 dB,6GHz- 58dB  
 IP Rating: 68

## DRAWINGS

### Draws



### Dimensions















	A	B	C	D	F	Lr	Ls	M	P	X
mm.	15.9	10.5	14.2	9.7	12.4	27.1	27.1	9.7	3.9	6.7
in.	0,63	0,41	0,56	0,38	0,49	1,07	1,07	0,38	0,15	0,26

## RECOMMENDED BY LEMO

### Tools

Crimp Tool: DPC.91.701.V  
 Crimp settings: AWG/Selector = 22-24-26/6-5-5  
 Positionner: DCE.91.070.5MVC

## Cables

CMN.08.T22.059PGCE	PVC	GREY	
CMN.08.T22.059PGZE		Grey	
CMN.08.T22.059PNCE	PVC	Black	
CMN.08.T22.059PNZE			
CMN.08.T22.059QGC	TPR	Grey	
CMN.08.T22.059QGZE	TPR (medical)	Grey	
008 280	PVC	Black	
016 080	PVC	Grey	
042 265	PVC	Yellow	
080 140	PVC	Grey	
108 220	PVC	Black	
108 240	PTFE	White	
108 260	PTFE	White	
180 240	PVC	Black	
180 260	PVC	Black	
280 250	PVC	Grey	
335 990	PVC	Black	
335 991	PVC	Black	